

# ภาคผนวก ง

เอกสารการสอบเทียบเครื่องมือตรวจวิเคราะห์



รายการเครื่องมือที่ใช้ในการวิเคราะห์ / ทดสอบ

Sample Name	Parameter	Equipment Name	ID No.	Calibrated Date	Next Cal	Freq. Calibrate (Months)
Stack	Ethylene	Pitot Tube	RYG_FS0320	12-Jul-22	12-Jan-23	6
Stack	Ethylene	Field Rotameter	RYG_FS0198	1-Oct-22	1-Jan-23	3
Stack	Propane	Pitot Tube	RYG_FS0320	12-Jul-22	12-Jan-23	6
Stack	Ethylene	Field Rotameter	RYG_FS0198	1-Oct-22	1-Jan-23	3
Ambient	Wind Speed / Wind Direction	Wind Speed / Wind Direct	RYG_FS0089	13-Jul-21	11-Jan-23	18
Ambient	Wind Speed / Wind Direction	Wind Speed / Wind Direct	RYG_FS0329	31-Jan-22	29-Jul-23	18
Noise	Leq 24 hrs	Sound Calibrator	RYG_FS0213	26-Apr-22	26-Apr-23	12
Noise	Leq 24 hrs	Sound Level Meter	RYG_FS0389	18-Oct-22	18-Oct-23	12
Noise	Leq 24 hrs	Sound Level Meter	RYG_FS0388	18-Oct-22	18-Oct-23	12
Noise	Leq 24 hrs	Sound Level Meter	RYG_FS0390	18-Oct-22	18-Oct-23	12
Workplace	Total Hydrocarbon as Methane	Field Rotameter	RYG_FS0199	1-Oct-22	1-Jan-23	3
Workplace	Total Hydrocarbon as Methane	Total Hydrocarbon Analyz	RYG_EN0038	14-Jan-22	14-Jan-23	12
Workplace	Ethylene	Field Rotameter	RYG_FS0199	1-Oct-22	1-Jan-23	3
Workplace	Propane	Field Rotameter	RYG_FS0199	1-Oct-22	1-Jan-23	3
Noise	Leq 8 hrs	Sound Calibrator	RYG_FS0496	10-Jan-22	10-Jan-23	12
Noise	Leq 8 hrs	Sound Level Meter	RYG_FS0020	10-Jan-22	10-Jan-23	12
Noise	Leq 8 hrs	Sound Level Meter	RYG_FS0492	10-Jan-22	10-Jan-23	12
Noise	Leq 8 hrs	Sound Level Meter	RYG_FS0023	10-Jan-22	10-Jan-23	12
Noise	Leq 8 hrs	Sound Level Meter	RYG_FS0433	21-Jan-22	21-Jan-23	12
Noise	Leq 8 hrs	Sound Level Meter	RYG_FS0493	10-Jan-22	10-Jan-23	12
Noise	Leq 8 hrs	Sound Level Meter	RYG_FS0491	10-Jan-22	10-Jan-23	12
Noise	Leq 8 hrs	Sound Level Meter	RYG_FS0434	21-Jan-22	21-Jan-23	12
Noise	Leq 8 hrs	Sound Calibrator	RYG_FS0213	26-Apr-22	26-Apr-23	12
Noise	Leq 8 hrs	Sound Level Meter	RYG_FS0431	21-Jan-22	21-Jan-23	12
Noise	Leq 8 hrs	Sound Level Meter	RYG_FS0384	26-Aug-22	26-Aug-23	12
Noise	Leq 8 hrs	Sound Level Meter	RYG_FS0433	21-Jan-22	21-Jan-23	12
Noise	Leq 8 hrs	Sound Level Meter	RYG_FS0381	26-Aug-22	26-Aug-23	12
Noise	Leq 8 hrs	Sound Level Meter	RYG_FS0386	26-Aug-22	26-Aug-23	12
Noise	Leq 8 hrs	Sound Level Meter	RYG_FS0434	21-Jan-22	21-Jan-23	12
Noise	Leq 8 hrs	Sound Level Meter	RYG_FS0432	21-Jan-22	21-Jan-23	12
Noise	Leq 12 hrs	Sound Calibrator	RYG_FS0496	10-Jan-22	10-Jan-23	12
Noise	Leq 12 hrs	Sound Level Meter	RYG_FS0433	21-Jan-22	21-Jan-23	12
Noise	Leq 12 hrs	Sound Calibrator	RYG_FS0213	26-Apr-22	26-Apr-23	12
Noise	Leq 12 hrs	Sound Level Meter	RYG_FS0381	26-Aug-22	26-Aug-23	12
Noise	Octave Band	Sound Calibrator	RYG_FS0496	10-Jan-22	10-Jan-23	12
Noise	Octave Band	Sound Level Meter	RYG_FS0020	10-Jan-22	10-Jan-23	12
Noise	Octave Band	Sound Level Meter	RYG_FS0492	10-Jan-22	10-Jan-23	12
Noise	Octave Band	Sound Level Meter	RYG_FS0023	10-Jan-22	10-Jan-23	12
Noise	Octave Band	Sound Level Meter	RYG_FS0433	21-Jan-22	21-Jan-23	12
Noise	Octave Band	Sound Level Meter	RYG_FS0493	10-Jan-22	10-Jan-23	12
Noise	Octave Band	Sound Level Meter	RYG_FS0491	10-Jan-22	10-Jan-23	12
Noise	Octave Band	Sound Level Meter	RYG_FS0434	21-Jan-22	21-Jan-23	12
Noise	Octave Band	Sound Calibrator	RYG_FS0213	26-Apr-22	26-Apr-23	12
Noise	Octave Band	Sound Level Meter	RYG_FS0431	21-Jan-22	21-Jan-23	12
Noise	Octave Band	Sound Level Meter	RYG_FS0384	26-Aug-22	26-Aug-23	12
Noise	Octave Band	Sound Level Meter	RYG_FS0433	21-Jan-22	21-Jan-23	12
Noise	Octave Band	Sound Level Meter	RYG_FS0381	26-Aug-22	26-Aug-23	12
Noise	Octave Band	Sound Level Meter	RYG_FS0386	26-Aug-22	26-Aug-23	12
Noise	Octave Band	Sound Level Meter	RYG_FS0434	21-Jan-22	21-Jan-23	12
Noise	Octave Band	Sound Level Meter	RYG_FS0432	21-Jan-22	21-Jan-23	12
Noise	Noise Dose, TWA	Dose Badge Reader	RYG_FS0212	1-Dec-21	1-Dec-22	12
Noise	Noise Dose, TWA	Dose Badge Reader	RYG_FS0497	7-Oct-22	7-Oct-23	12

1

alsglobal.com



รายการเครื่องมือที่ใช้ในการวิเคราะห์ / ทดสอบ

Sample Name	Parameter	Equipment Name	ID No.	Calibrated Date	Next Cal	Freq. Calibrate (Months)
Rayong Lab	BOD	DO meter with Sensor	RYG_EN0032	14-Feb-22	15-Aug-23	18
Rayong Lab	BOD	Incubator	RYG_EN0154	22-Apr-22	21-Oct-23	18
Rayong Lab	COD	Spectrophotometer	RYG_EN0037	27-Sep-22	27-Mar-24	18
Rayong Lab	pH at 25 °C	pH meter	RYG_EN0185	17-Mar-22	17-Mar-23	12
Rayong Lab	Oil & Grease	Electronic Balance	RYG_EN0002	23-Mar-22	23-Mar-23	12
Rayong Lab	Oil & Grease	Hot Air Oven	RYG_EN0006	20-Oct-22	20-Apr-24	18
Rayong Lab	Oil & Grease	Water Bath	RYG_EN0061	20-Oct-22	20-Apr-24	18
Rayong Lab	Total Dissolved Solids 180°C	Electronic Balance	RYG_EN0002	23-Mar-22	23-Mar-23	12
Rayong Lab	Total Dissolved Solids 180°C	Hot Air Oven	RYG_EN0010	20-Oct-22	20-Apr-24	18
Rayong Lab	Total Suspended Solids	Electronic Balance	RYG_EN0002	23-Mar-22	23-Mar-23	12
Rayong Lab	Total Suspended Solids	Hot Air Oven	RYG_EN0010	20-Oct-22	20-Apr-24	18
Rayong Lab	Temperature	pH Meter	RYG_FS0420	14-Mar-22	14-Mar-23	12

2

alsglobal.com



Pitot Tube Calibration Data

Pitot Tube Identification Number : RYG\_FS0320 Calibration Date : 12 Jul 22  
 Lab test duct Number : 258-1-13-01 Standard Pitot ID : BKK\_FS0441  
 Calibration Sheet No. : C-120722-RYG\_FS0320 Cp Standard : 0.99

Type S Pitot Tube Coefficient Data					
	Type s pitot tube Leg A,B	Standard pitot tube (ΔP, mm.H <sub>2</sub> O)	Type s pitot tube (ΔP, mm.H <sub>2</sub> O)	Cp (s) Leg A	Cp (s) Leg B
Test 1	A	12.00	16.60	0.842	-
	B	12.00	16.60	-	0.842
Test 2	A	12.00	16.60	0.842	-
	B	12.00	16.60	-	0.842
Test 3	A	12.00	16.60	0.842	-
	B	12.00	16.60	-	0.842
			Cp	0.842	0.842

$$C_p(S) = C_p \sqrt{\frac{\Delta P(skd)}{\Delta P(s)}}$$

$$\left[ \bar{C}_{p(A)} - \bar{C}_{p(B)} \right] \text{ must } BE \leq 0.01$$

$$\text{Average deviation (A or B)} = \frac{\sum_{i=1}^n [C_p(s) - C_{p(A \text{ or } B)}]}{3} \text{ must } BE \leq 0.01$$

Calibrated by :  Approved by :   
 (Mr. Tinnakorn Kulchar) (Mr. Natthapong Jengwareewong)  
 Field Scientist (1) Field Specialist (1)

Form 281-046 (04/03/02)



ROTA METER CALIBRATION RESULT OCTOBER 2022

Rotameter ID.	Calibration Date	Regression Result	Coefficient (R <sup>2</sup> )
BKK_FS0577	01 Oct 22	Y = 1.0202x + 0.1976	1.0000
BKK_FS0579	01 Oct 22	Y = 1.0078x + 0.4789	0.9998
BKK_FS0583	01 Oct 22	Y = 1.016x + 0.3922	1.0000
BKK_FS0584	01 Oct 22	Y = 1.0036x + 2.2262	0.9997
BKK_FS0585	01 Oct 22	Y = 1.0189x - 5.6476	0.9997
BKK_FS0586	01 Oct 22	Y = 1.0095x - 1.1524	0.9995
BKK_FS0587	01 Oct 22	Y = 1.013x - 3.6619	0.9996
BKK_FS0588	01 Oct 22	Y = 1.0154x + 4.8357	0.9999
BKK_FS0589	01 Oct 22	Y = 0.9918x + 4.8069	0.9999
BKK_FS0590	01 Oct 22	Y = 1.0038x - 0.4857	0.9996
BKK_FS0591	01 Oct 22	Y = 0.9705x - 52.174	0.9986
BKK_FS0592	01 Oct 22	Y = 0.9646x - 37.642	0.9985
BKK_FS0593	01 Oct 22	Y = 0.9767x - 58.445	0.9988
BKK_FS0594	01 Oct 22	Y = 0.9902x - 62.87	0.9999
BKK_FS0595	01 Oct 22	Y = 1.0249x - 98.162	0.9999
BKK_FS0596	01 Oct 22	Y = 0.9843x - 26.806	0.9991
BKK_FS0597	01 Oct 22	Y = 0.9802x - 61.653	0.9978
BKK_FS1004	01 Oct 22	Y = 0.9762x + 11.724	0.9998
BKK_FS1005	01 Oct 22	Y = 1.0081x + 1.5143	1.0000
BKK_FS1006	01 Oct 22	Y = 1.098x - 2.9327	0.9999
BKK_FS1007	01 Oct 22	Y = 0.9917x + 1.6592	1.0000
BKK_FS1008	01 Oct 22	Y = 1.0132x + 0.7207	1.0000
BKK_FS1009	01 Oct 22	Y = 1.0132x + 1.1633	0.9960
BKK_FS1010	01 Oct 22	Y = 1.0033x + 0.5758	0.9999
BKK_FS1011	01 Oct 22	Y = 1.0234x + 0.1759	0.9996
BKK_FS1012	01 Oct 22	Y = 1.0106x - 2.0048	0.9997
BKK_FS1013	01 Oct 22	Y = 0.9677x - 35.851	0.9997
BKK_FS1014	01 Oct 22	Y = 1.0021x + 0.3148	0.9998
BKK_FS1015	01 Oct 22	Y = 0.9994x + 1.786	1.0000
BKK_FS1016	01 Oct 22	Y = 1.0105x - 80.256	0.9998
BKK_FS1017	01 Oct 22	Y = 0.9995x + 0.649	1.0000
BKK_FS1018	01 Oct 22	Y = 1.0011x + 1.1786	1.0000
BKK_FS1019	01 Oct 22	Y = 1.0023x - 68.424	0.9996
BKK_FS1020	01 Oct 22	Y = 1.0547x - 0.666	0.9998
BKK_FS1021	01 Oct 22	Y = 1.018x - 3.3286	0.9998
BKK_FS1022	01 Oct 22	Y = 0.9932x - 57.035	0.9986
BKK_FS1023	01 Oct 22	Y = 1.0094x + 0.0717	0.9999
BKK_FS1024	01 Oct 22	Y = 1.0042x + 0.4086	0.9997
BKK_FS1025	01 Oct 22	Y = 1.0132x - 88.507	0.9996



# ROTA METER CALIBRATION RESULT OCTOBER 2022

Rotameter ID.	Calibration Date	Regression Result	Coefficient (R <sup>2</sup> )
BKK_FS1026	01 Oct 22	Y = 1.0018x + 1.0776	0.9997
BKK_FS1027	01 Oct 22	Y = 1.0053x + 0.231	0.9995
BKK_FS1028	01 Oct 22	Y = 0.9792x - 60.312	0.9982
BKK_FS1029	01 Oct 22	Y = 0.9935x + 0.8234	1.0000
BKK_FS1030	01 Oct 22	Y = 1.0039x + 0.515	0.9999
BKK_FS1031	01 Oct 22	Y = 1.009x - 79.295	0.9998
BKK_FS1039	01 Oct 22	Y = 0.9967x + 4.5048	0.9999
BKK_FS1040	01 Oct 22	Y = 0.9936x + 32.694	0.9998
BKK_FS1041	01 Oct 22	Y = 1.067x - 1.999	1.0000
BKK_FS1042	01 Oct 22	Y = 1.0019x + 2.1571	1.0000
BKK_FS1043	01 Oct 22	Y = 1.1569x - 96.479	0.8412
BKK_FS1044	01 Oct 22	Y = 1.0318x - 0.9374	0.9999
BKK_FS1161	01 Oct 22	Y = 1.0126x + 0.7738	0.9999
BKK_FS1162	01 Oct 22	Y = 0.9994x + 2.6357	0.9995
BKK_FS1163	01 Oct 22	Y = 0.977x - 55.03	0.9987
BKK_FS1164	01 Oct 22	Y = 0.9914x + 0.8427	0.9997
BKK_FS1165	01 Oct 22	Y = 0.9893x + 6.5919	0.9998
BKK_FS1166	01 Oct 22	Y = 1.0031x - 77.881	0.9996
BKK_FS1200	01 Oct 22	Y = 1.0313x - 0.4602	0.9995
BKK_FS1201	01 Oct 22	Y = 1.0045x + 0.15	0.9996
BKK_FS1202	01 Oct 22	Y = 0.9702x - 44.156	0.9994
RYG_FS0197	01 Oct 22	Y = 1.0039x - 0.179	0.9999
RYG_FS0198	01 Oct 22	Y = 0.9964x + 21.757	1.0000
RYG_FS0199	01 Oct 22	Y = 1.0577x - 1.7486	1.0000

Review By :

(Mr. Wichan Choonharat)

Enviro Field Services Manager

Approved By :

(Mr. Sarayuth Jitranont)

Assistant General Manager



63/14-15,67/35-36, Soi Petchkasem7,7/1, Petchkasem Rd,  
Wathapra, Bangkokyai,Bangkok 10600 Thailand.

Tel: (66) 02-8680812#13 Fax: (66) 02-8680860 www.jiranatee.com

## CERTIFICATE OF CALIBRATION

Certificate No: WS-04072021  
Page 1 of 2 pages

Measurement Item : Cup anemometer with data logger.

Manufacturer : Data logger: Novolyne.  
Cup anemometer: Novolyne.

Model/Type : Data logger: 200-WS-25DL.  
Cup anemometer: WS-02P.

Serial Number : Data logger: A4987.  
Cup anemometer: -

ID No : Data logger: RYG\_FS0089.  
Cup anemometer: -

Customer : ALS laboratory group (Thailand) co., Ltd.  
104 Phathanakan 40, Phathanakan Rd, Khwaeng Suan Luang, Khet Suan Luang, Bangkok 10250 Thailand.

Test Conditions : Wind tunnel cross test section area : 900 cm<sup>2</sup>  
Anemometer frontal area : 100 cm<sup>2</sup>  
Diameter of mounting pipe : - mm  
Blockage ratio of test object : 0.111 %

Test Conditions : Air temperature : 24.0 ±0.8 °C  
Air pressure : 1005.9 ±0.4 hPa  
Relative air humidity : 63.3 ±0.5 %RH

Calibration Procedure : Calibration was carried out base on:  
IEC 61400-12-1 Ed.1: 2005-Power Performance Measurements of Electricity Producing Wind Turbines  
MIDASNET Anemometer Calibration Procedure - Version 2: 2009.

Traceability : This calibration documents the traceable to national standard, which realize the unit of measurements according to the international system of units (SI) through National Institute of Metrology Thailand (NMT).

Measurement Date : Jul 13, 2021.  
Issued Date : Jul 14, 2021.

Calibrated by  
☒ Mr. Sorwatt Thachitad  
☐ Miss Oranai Whasitlaya



Approved Signatory:   
Mr. Parinya Booncharoen  
Technical Support  
and Calibration Manager

THIS CERTIFICATE MAY NOT BE REPRODUCED EXCEPT IN FULL UNLESS PERMISSION FOR REPRODUCTION HAS BEEN OBTAINED IN WRITING FROM THE LABORATORY.



63/14-15,67/35-36, Soi Petchkasem7,7/1, Petchkasem Rd,  
Wathapra, Bangkokyai,Bangkok 10600 Thailand.  
Tel: (66) 02-8680812#13 Fax: (66) 02-8680860 www.jiranatee.com

Continuation of Certificate of Calibration Number

Certificate No: WS-04072021  
Page 2 of 2 Pages

Result of calibration: ☒ Without adjustment ☐ With adjustment

Calibration is in the range of 1 - 16 m/s at a calibration interval of 1 m/s.

The results of calibration and associated measurement uncertainties are reported in the table below.

V <sub>REF</sub> Reading m/s	V <sub>UNC</sub> Reading m/s	Error (m/s)	Uncertainty (%)
2.084	1.8	-0.3	2.7
4.112	4.0	-0.1	1.4
6.00	5.0	-1.0	1.2
8.02	8.1	0.1	0.70
10.02	10.1	0.1	0.63
11.98	12.3	0.3	0.57
13.98	14.2	0.2	0.49
16.02	16.5	0.5	0.53
18.03	18.4	0.4	0.80
12.99	13.3	0.3	0.63
11.02	11.1	0.1	0.66
9.08	9.1	0.1	0.63
7.02	7.1	0.1	0.77
5.177	5.0	-0.2	0.97
3.007	3.0	0.0	1.7
1.053	0.8	-0.3	8.4

UUC: Unit Under Calibration

The reported expanded uncertainty is based on standard uncertainty multiplied by a coverage factor k=2 providing a level of confidence of approximately 95%.

### Appendix 1: Instrumentations

NO	Sensor	Manufacturer	Model/Type	Calibration Date	Certificate Report Number	Range
1	Photo static	TESCO INC.	06309142	July 15, 2020	MW-0035-20	5 - 30 m/s
2	Precision Differential Pressure Meter	Ziglab	DPN2500	July 15, 2020	MW-0035-20	5 - 30 m/s
3	Air velocity transducer (hot wire)	TSI INC.	8455-12	July 20, 2020	MW-0035-20	0 - 5 m/s
4	Temperature	Ziglab	DPN11P	March 30, 2021	CL-027-54	-30 - 70 °C
5	Relative humidity	Ziglab	DPN11P	March 30, 2021	TH-03032021	0 - 100 %RH
6	Atmospheric pressure	Ziglab	DPN11P	March 30, 2021	PH-01032021	800 - 1100 hPa
7	Wind tunnel	CSSOM	MP3300	-	-	0 - 50 m/s

\*\*\*End of certificate of calibration\*\*\*



63/14-15,67/35-36, Soi Petchkasem7,7/1, Petchkasem Rd,  
Wathapra, Bangkokyai,Bangkok 10600 Thailand.

Tel: (66) 02-8680812#13 Fax: (66) 02-8680860 www.jiranatee.com

## CERTIFICATE OF CALIBRATION

Certificate No: WD-04072021  
Page 1 of 2 pages

Measurement Item : Wind direction sensor with data logger.

Manufacturer : Data logger: Novolyne.  
Wind direction sensor: Novolyne.

Model/Type : Data logger: 200-WS-25DL.  
Wind direction sensor: WS-02P.

Serial Number : Data logger: A4987.  
Wind direction sensor: -

ID No : Data logger: RYG\_FS0089.  
Wind direction sensor: -

Customer : ALS laboratory group (Thailand) Co., Ltd.  
104 Phathanakan 40, Phathanakan Rd, Khwaeng Suan Luang, Khet Suan Luang, Bangkok 10250 Thailand.

Environmental Condition: The measurement was carried out in an ambient temperature of (23±3)°C, and relative humidity of (40±10)%.

Measurement Method: The wind direction sensor calibration according to comparison method with reference angle measurement, electronic theodolite and line laser is used for axis control. The measurement were taken at 45° intervals in clockwise and counterclockwise directions.

Note: The UUC was warmed up for 1 hour prior to the calibration being performed.

Traceability: The measurement results are traceable to the international system of units (SI) through Certificate No: CC563-07-0045. Certificate No: KWS43/0044.

Measurement Date : Jul 14, 2021.  
Issued Date : Jul 14, 2021.



Performed by  
☒ Mr. Sorwatt Thachitad  
☐ Miss Oranai Whasitlaya

Approved Signatory:   
Mr. Parinya Booncharoen  
Technical Support  
and Calibration Manager

THIS CERTIFICATE REPORT MAY NOT BE REPRODUCED EXCEPT IN FULL UNLESS PERMISSION FOR REPRODUCTION HAS BEEN OBTAINED IN WRITING FROM THE LABORATORY.

Continuation of Certificate of Calibration Number

Certificate No: WD-04072021  
Pages 2 of 2 pages

Result of calibration: ☐ Without adjustment ☒ With adjustment.

Calibration in the range of 0 - 360 ° at a calibration interval of 45°.

The results of calibration and associated measurement uncertainties are reported in table below.

NO	Turning Direction	Nominal Angle (°)	Standard Reading (°)	UUC* Reading (°)	Error (°)	Uncertainty ±(°)
1	Clockwise	0/360	0	0	0	3.0
2		45	45	42	-3	3.0
3		90	90	88	-2	3.0
4		135	135	133	-2	3.0
5		180	180	181	1	3.0
6		225	225	228	3	3.0
7		270	270	273	3	3.0
8		315	315	318	3	3.0
9	Counter Clockwise	0/360	0	0	0	3.0
10		45	45	42	-3	3.0
11		90	90	88	-2	3.0
12		135	135	133	-2	3.0
13		180	180	181	1	3.0
14		225	225	228	3	3.0
15		270	270	273	3	3.0
16		315	315	318	3	3.0

UUC\*: Unit Under Calibration The reported expanded uncertainty is based on standard uncertainty multiplied by a coverage factor k=2 providing a level of confidence of approximately 95%

\*\*\*End of Certificate of Calibration\*\*\*



## CERTIFICATE OF CALIBRATION

Certificate No: WS-05012022  
Page 1 of 2 pages

Measurement Item : Cup anemometer with data logger.

Manufacturer : Data logger: Novatynx  
Cup anemometer: Novatynx

Model/Type : Data logger: 200-WS-25LB  
Cup anemometer: WS-02P

Serial Number : Data logger: A5190  
Cup anemometer: -

ID No : Data logger: RYG\_FS0329  
Cup anemometer: -

Customer : ALS laboratory group (Thailand) co., Ltd.  
104 Phathanakan 40, Phathanakan Rd, Khwaeng Suan Luang, Khet Suan Luang, Bangkok 10250 Thailand.

Test Conditions : Wind tunnel cross test section area 900 cm<sup>2</sup>  
Anemometer frontal area 100 cm<sup>2</sup>  
Diameter of mounting pipe mm  
Blockage ratio of test object 0.111 %

Test Conditions : Air temperature 23.6 ±0.5 °C  
Air pressure 1014.5 ±0.4 hPa  
Relative air humidity 53.4 ±3.5 %RH

Calibration Procedure : Calibration was carried out base on:  
ISO 61400-12-1 60.1: 2005-Power Performance Measurements of Electricity Producing Wind Turbines  
IEC61400-12-1 60.1: 2005-Power Performance Measurements of Electricity Producing Wind Turbines  
IEC61400-12-1 60.1: 2005-Power Performance Measurements of Electricity Producing Wind Turbines

Traceability : This calibration documents the traceable to national standard, which realize the unit of measurements according to the international system of units (SI) through National Institute of Metrology (NIMT).

Measurement Date : JAN 26, 2022.

Issued Date : JAN 31, 2022.

Calibrated by : ☒ Mr. Sorwut Thachaiad  
☐ Miss Orathai Wutthakitsayee



Approved Signatory:   
Mr. Parinya Booncharoen  
Calibration Department Manager

THIS CERTIFICATE MAY NOT BE REPRODUCED EXCEPT IN FULL UNLESS PERMISSION FOR REPRODUCTION HAS BEEN OBTAINED IN WRITING FROM THE LABORATORY.

Continuation of Certificate of Calibration Number

Certificate No: WS-05012022  
Page 2 of 2 Pages

Result of calibration: ☒ Without adjustment ☐ With adjustment.

Calibration in the range of 1 - 16 m/s at a calibration interval of 1 m/s.

The results of calibration and associated measurement uncertainties are reported in table below.

V <sub>ref</sub> Reading m/s	V <sub>UUC</sub> Reading m/s	Error (m/s)	Uncertainty (%)
2.075	2.0	-0.1	2.4
4.101	4.1	0.0	1.2
5.99	6.0	0.0	0.95
8.01	8.0	0.0	0.83
10.01	10.1	0.1	0.79
12.01	12.1	0.1	0.57
13.99	14.1	0.1	0.70
15.99	16.4	0.4	0.43
15.00	15.2	0.2	0.79
13.01	13.0	0.0	0.83
11.02	11.0	0.0	0.76
9.03	9.0	0.0	0.81
7.02	7.0	0.0	0.82
5.130	5.1	0.0	0.96
3.991	3.0	0.0	1.6
1.035	0.9	-0.1	4.5

UUC\*: Unit Under Calibration

The reported expanded uncertainty is based on standard uncertainty multiplied by a coverage factor k=2 providing a level of confidence of approximately 95%

### Appendix 1: Instrumentations

NO	Sensor	Manufacturer	Model/Type	Calibration Date	Certificate Report Number	Range
1	Piezoelectric	TE370 INC.	06352145	Aug 07, 2021	MW-0034-21	5 - 30 m/s
2	Pressure Differential Pressure Meter	Zoglab	DPM2500	Aug 07, 2021	MW-0034-21	5 - 30 m/s
3	Air velocity transducer (hot wire)	TEC INC.	8445-12	Aug 08, 2021	MW-0035-21	0 - 5 m/s
4	Temperature	Zoglab	DSH-TMP	Mar 30, 2021	GL-027-54	-30 - 70°C
5	Relative humidity	Zoglab	DSH-TMP	Mar 30, 2021	RH-03032021	0 - 100 %RH
6	Atmospheric pressure	Zoglab	DSH-TMP	Mar 30, 2021	BP-01032021	500 - 1100 hPa
7	Wind tunnel	CSBOM	MP3300	-	-	0 - 80 m/s

\*\*\*End of certificate of calibration\*\*\*



## CERTIFICATE OF CALIBRATION

Certificate No: WD-05012022  
Page 1 of 2 pages

Measurement Item : Wind direction sensor with data logger.

Manufacturer : Data logger: Novatynx  
Wind direction sensor: Novatynx

Model/Type : Data logger: 200-WS-25LB  
Wind direction sensor: WS-02P

Serial Number : Data logger: A5190  
Wind direction sensor: -

ID No : Data logger: RYG\_FS0329  
Wind direction sensor: -

Customer : ALS laboratory group (Thailand) Co., Ltd.  
104 Phathanakan 40, Phathanakan Rd, Khwaeng Suan Luang, Khet Suan Luang, Bangkok 10250 Thailand.

Environmental Condition: The measurement was carried out in an ambient temperature of (23±3) °C, and relative humidity of (40±10) %.

Measurement Method: The wind direction sensor calibration according to comparison method with reference angle measurement electronic theodolite and the laser is used for axis control. The measurement were taken at 45° intervals in clockwise and counterclockwise directions.

Note: The UUC was warmed up for 1 hour prior to the calibration being performed

Traceability: The measurement results are traceable to the international system of units (SI) through Certificate No: Q21085014, Certificate No: RW564/0025.

Measurement Date : JAN 26, 2022.  
Issued Date : JAN 31, 2022.

Performed by : ☒ Mr. Sorwut Thachaiad  
☐ Miss Orathai Wutthakitsayee



Approved Signatory:   
Mr. Parinya Booncharoen  
Calibration Department Manager

THIS CERTIFICATE REPORT MAY NOT BE REPRODUCED EXCEPT IN FULL UNLESS PERMISSION FOR REPRODUCTION HAS BEEN OBTAINED IN WRITING FROM THE LABORATORY.

Result of calibration: ☐ Without adjustment. ☒ With adjustment.

Calibration in the range of 0 - 360 ° at a calibration interval of 45°.

The results of calibration and associated measurement uncertainties are reported in table below:

NO	Turning Direction	Nominal Angle (°)	Standard Reading (°)	UUC* Reading (°)	Error (°)	Uncertainty ±(°)
1	Clockwise	0/360	0	0	0	3.0
2		45	45	43	-2	3.0
3		90	90	90	0	3.0
4		135	135	135	0	3.0
5		180	180	181	1	3.0
6		225	225	227	2	3.0
7		270	270	273	3	3.0
8		315	315	318	3	3.0
9	Counter Clockwise	0/360	0	0	0	3.0
10		45	45	43	-2	3.0
11		90	90	90	0	3.0
12		135	135	135	0	3.0
13		180	180	181	1	3.0
14		225	225	227	2	3.0
15		270	270	273	3	3.0
16		315	315	318	3	3.0

UUC\*: Unit Under Calibration. The reported expanded uncertainty is based on standard uncertainty multiplied by a coverage factor  $k=2$  providing a level of confidence of approximately 95%.

\*\*\*End of Certificate of Calibration\*\*\*



## Calibration Certificate

**Equipment :** SOUND CALIBRATOR  
**Manufacturer :** RION  
**Model :** NC-74  
**Serial No.:** 34178121  
**ID No.:** RYG\_FS0213

**Condition As Found :** GOOD

**Customer :** ALS LABORATORY GROUP (THAILAND) CO., LTD.  
104 PHATTHANAKAN 40, PHATTHANAKAN ROAD,  
KHWAENG PHATTHANAKAN, KHET SUAN LUANG,  
BANGKOK, 10250 THAILAND.

**Location :** -  
**Ambient Temperature :** ( 23.0 ± 3 ) °C  
**Pressure :** ( 101.3 ± 3 ) kPa  
**Relative Humidity :** ( 50.0 ± 20 ) %

**Received Date :** 22 APRIL 2022  
**Calibration Date :** 26 APRIL 2022  
**Date of Issue :** 29 APRIL 2022

**Calibrated by :** Nathakorn Pisutpaisan

**Approved by :**

*T. Petchur*  
( Thanakul Petchurai )



This certificate is issued in accordance with the requirements of ISO/IEC 17025 standard, may not be reproduced other than in full, except with the prior written approval of the head of Calibration Laboratory.

QF-TS12-04-04-020664

### Continuation of Calibration Certificate

Cert. No. : ACC22013  
Job No. : VC65AC0054  
Pages : 2 of 3

**Calibration Procedure :** CP-AC-03

#### Calibration Method :

This equipment was calibrated by based on IEC-60942-2003 Standard.

The sound pressure level, frequency and total distortion of the sound calibrator was measured using the reference microphone.

#### Condition of this result of calibration :

##### 1. Reference Standard Instruments :

Instrument	Model	Serial No.	Cert. No.	Due Date
Waveform Generator	33511B	MY52302742	EF-0008-22	04-Feb-23
Digital Multimeter	33461A	MY53220104	EEL.BP. 04/0265	09-Feb-23
Digital Multimeter	33461A	MY53220076	EEL.BP. 03/0265	09-Feb-23
Digital Multimeter	33461A	MY60024273	EEL.BP. 05/0265	09-Feb-23
Programmable Attenuator	MAT-1070	62100114	EF-0009-22	07-Feb-23
Condenser Microphone	4180	2977900	AA-1013-22	24-Feb-23
Measuring Amplifier	NA-42KAI	34560495	AA-3005-22	22-Feb-23
Audio Analyzer	AVR-3360A	V744B6069	EF-0010-22	07-Feb-23

2. This result of calibration was found accurate as shown on date and place of calibration for this calibrated item only.

3. This certificate is traceable to the international system of unit maintained at :

3.1 National Institute of Metrology (Thailand).

3.2 Thailand Institute of Scientific and Technological Research (TISTR).

### Continuation of Calibration Certificate

Cert. No. : ACC22013  
Job No. : VC65AC0054  
Pages : 3 of 3

#### Result of calibration :

##### 1. Sound pressure level

Specified sound pressure level (dB)	Measured value (dB)	Deviated value (dB)	Uncertainty (dB)	Tolerance limit (dB)
94	94.11	0.11	0.14	0.40

##### 2. Frequency

Specified Frequency (Hz)	Measured value (Hz)	Deviated value (%)	Uncertainty (%)	Tolerance limit (%)
1000	1003.1	0.3	0.1	1.0

##### 3. Total distortion

Measured value (%)	Uncertainty (%)	Tolerance limit (%)
2.02	0.10	3.0

The reported uncertainty is based on a standard uncertainty multiplied by coverage factor  $k = 2$  or any value following calculation, providing a level of confidence of approximately 95 %

End of Calibration Certificate

# SITHIPORN ASSOCIATES CO.,LTD. CALIBRATION LABORATORY

451-451/1 Sirinthon Rd.,Bangbunru, Bangplud Bangkok 10700 THAILAND.  
Tel:0-2435-8800 Fax:0-2433-1679 e-mail:cal-center@sithiporn.com http://www.sithiporn.com



NSC-TS1-TS 17025  
CALIBRATION 0394

Cert. No. : ACL22236  
Pages : 1 of 8

## Calibration Certificate

**Equipment :** SOUND LEVEL METER  
**Manufacturer :** RION  
**Model :** NL-42/ Microphone UC-52 / Preamplifier NH-24  
**Serial No.:** 01173610 / 143485 / 22619  
**ID No.:** RYG\_FS0389

**Condition As Found :** GOOD

**Customer :** ALS LABORATORY GROUP (THAILAND) CO., LTD.  
104 PHATTHANAKAN 40, PHATTHANAKAN ROAD,  
KHUWAENG PHATTHANAKAN, KHET SUAN LUANG,  
BANGKOK, 10250 THAILAND.

**Location :** -  
**Ambient Temperature :** ( 23.0 ± 3 ) °C  
**Pressure :** ( 101.3 ± 3 ) kPa  
**Relative Humidity :** ( 50.0 ± 20 ) %

**Received Date :** 03 OCTOBER 2022  
**Calibration Date :** 18-19 OCTOBER 2022  
**Date of Issue :** 20 OCTOBER 2022



**Calibrated by :** Nathakorn Pisutpaisan

**Approved by :** T. Petchurai  
( Thanakul Petchurai )

This certificate is issued in accordance with the requirements of ISO/IEC 17025 standard, may not be reproduced other than in full, except with the prior written approval of the head of Calibration Laboratory.

QF-TS12-04-04-020664

# SITHIPORN ASSOCIATES CO.,LTD. CALIBRATION LABORATORY

## Continuation of Calibration Certificate

Cert. No. : ACL22236  
Job No. : VC65AC0088  
Pages : 2 of 8

**Calibration Procedure :** CP-AC-01

### Calibration Method :

This equipment was calibrated by based on IEC-61672-3 (2013) Standard for sound level meter (SLM). The SLM had tests to Acoustical and Electrical signal tests of frequency weighting with Anechoic chamber and Reference Standard Instruments.

For tests results of each item were made by observation of each Instruments display and also with SLM's display.

### Condition of this result of calibration :

1. Reference Standard Instruments :

Instrument	Model	Serial No.	Cert. No.	Due Date
Waveform Generator	33210A	MY48017076	EF-0007-22	04-Feb-23
Waveform Generator	33511B	MY52302742	EF-0008-22	04-Feb-23
Digital Multimeter	33461A	MY53220104	EEL-BP_04/0265	09-Feb-23
Digital Multimeter	33461A	MY53220076	EEL-BP_03/0265	09-Feb-23
Digital Multimeter	34461A	MY60024273	EEL-BP_05/0265	09-Feb-23
Programmable Attenuator	MAT-1070	62100114	EF-0009-22	07-Feb-23
Condenser Microphone	4180	2977900	AA-1013-22	24-Feb-23
Measuring Amplifier	NA-42KAI	34560495	AA-3005-22	22-Feb-23

2. This result of calibration was found accurate as shown on date and place of calibration for this calibrated item only.

3. This certificate is traceable to the international system of unit maintained at :

- 3.1 National Institute of Metrology (Thailand).
- 3.2 Thailand Institute of Scientific and Technological Research (TISTR).

QF-TS12-04-04-020664

T. Petchurai

# SITHIPORN ASSOCIATES CO.,LTD. CALIBRATION LABORATORY

## Continuation of Calibration Certificate

Cert. No. : ACL22236  
Job No. : VC65AC0088  
Pages : 3 of 8

### Summary of Measurement Result :

Parameter	Pass	Fail	Uncertainty (dB)	Maximum-permitted uncertainty of measurement (dB)
1. Absolute sensitivity	✓	-	0.2	N/A
2. Self-generated noise	✓	-	0.2	N/A
3. Acoustical signal tests of frequency weightings				
125 Hz	✓	-	0.3	0.6
1000 Hz	✓	-	0.3	0.6
8000 Hz	✓	-	0.3	0.7
4. Electrical signal tests of frequency weightings				
For 10 Hz to 4 kHz	✓	-	0.3	0.6
For > 4 kHz to 10 kHz	✓	-	0.3	0.7
For > 10 kHz to 20 kHz	-	-	-	1.0
5. Frequency and time weightings at 1 kHz	✓	-	0.2	0.2
6. Long - term stability	✓	-	0.1	0.1
7. Level linearity on the reference level range	✓	-	0.2	0.3
8. Level linearity including the level range control	✓	-	0.2	0.3
9. Tone burst response	✓	-	0.2	0.3
10. Peak C sound level	✓	-	0.2	0.35
11. Overload indication	✓	-	0.2	0.25
12. High level stability	✓	-	0.1	0.1

QF-TS12-04-04-020664

T. Petchurai

# SITHIPORN ASSOCIATES CO.,LTD. CALIBRATION LABORATORY

## Continuation of Calibration Certificate

Cert. No. : ACL22236  
Job No. : VC65AC0088  
Pages : 4 of 8

### Result of calibration :

#### 1. Absolute sensitivity

Reference Acoustic Signal (dB)	Measured Value (dB)	Deviation (dB)	Acceptance Limit (dB)
93.9 (93.95)	93.9	0.0	±0.3

#### 2. Self-generated noise

##### 2.1 Normal test

Measured Value (dB)
18.0

2.2 The microphone of the sound level meter was replaced by electrical signal input device.

Frequency Weighting	Measured value (dB)
A - weight	15.1
C - weight	21.2
Flat	27.0

#### 3. Acoustical signal tests of frequency weightings

Meter free-field acoustic response at a level of 84 dB

Frequency (Hz)	Deviation from various frequency weighting response curve (dB)			
	Flat	C-weight	A-weight	Acceptance Limits
125	0.0	0.1	0.1	± 1.5
1000	0.0	0.0	0.0	± 1.0
8000	0.4	0.5	0.5	±5.0

QF-TS12-04-04-020664

T. Petchurai

## Continuation of Calibration Certificate

Cert. No. : ACL22236  
Job No. : VC65AC0088  
Pages : 5 of 8

## 4. Electrical signal tests of frequency weightings

Weighting network response with relative to 1 kHz.

Frequency ( Hz )	Deviation from various frequency weighting response curve (dB)			
	Flat	C-weight	A-weight	Acceptance Limits
63	0.0	0.0	0.0	±2.0
125	0.0	0.1	0.0	±1.5
250	0.0	0.0	0.0	±1.5
500	0.0	0.1	0.0	±1.5
1000	0.0	0.0	0.0	±1.0
2000	0.0	0.1	0.0	±2.0
4000	0.0	0.0	0.0	±3.0
8000	0.0	0.1	0.1	±5.0

## 5. Frequency and time weightings at 1 kHz

## 5.1 Frequency weightings at 1 kHz

Frequency Weighting	Measured Value ( dB )	Deviated Value ( dB )	Acceptance Limits ( dB )
A - weight	94.0	0.0	-
C - weight	94.0	0.0	± 0.2
Flat	94.0	0.0	± 0.2

## 5.2 Time weighting at 1 kHz

Frequency Weighting	Measured Value ( dB )	Deviated Value ( dB )	Acceptance Limits ( dB )
Fast	94.0	0.0	-
Slow	94.0	0.0	± 0.1
Leq	94.0	0.0	± 0.1

## 6. Long - term stability

Frequency Weighting	SLM Display at initial ( dB )	SLM Display at final ( dB )	Deviated Value ( dB )	Acceptance Limits ( dB )
A - weight	94.0	94.0	0.0	± 0.3

QF-TS12-04-04-020664

T. Petch.

## Continuation of Calibration Certificate

Cert. No. : ACL22236  
Job No. : VC65AC0088  
Pages : 6 of 8

## 7. Level linearity on the reference level range

Anticipated Value ( dB )	Measured Value ( dB )	Deviated Value ( dB )	Acceptance Limits ( dB )
137.0	137.0	0.0	± 1.1
136.0	136.0	0.0	± 1.1
135.0	135.0	0.0	± 1.1
134.0	134.0	0.0	± 1.1
133.0	133.0	0.0	± 1.1
132.0	132.0	0.0	± 1.1
131.0	131.0	0.0	± 1.1
129.0	129.0	0.0	± 1.1
124.0	124.0	0.0	± 1.1
119.0	119.0	0.0	± 1.1
114.0	114.0	0.0	± 1.1
109.0	109.0	0.0	± 1.1
104.0	104.0	0.0	± 1.1
99.0	99.0	0.0	± 1.1
94.0	94.0	0.0	± 1.1
89.0	89.0	0.0	± 1.1
84.0	84.0	0.0	± 1.1
79.0	79.0	0.0	± 1.1
74.0	74.0	0.0	± 1.1
69.0	69.0	0.0	± 1.1
64.0	64.0	0.0	± 1.1
59.0	59.0	0.0	± 1.1
54.0	54.0	0.0	± 1.1
49.0	49.0	0.0	± 1.1
44.0	44.0	0.0	± 1.1
39.0	38.9	-0.1	± 1.1
34.0	33.9	-0.1	± 1.1
30.0	29.9	-0.1	± 1.1
29.0	28.9	-0.1	± 1.1
28.0	27.9	-0.1	± 1.1
27.0	26.9	-0.1	± 1.1
26.0	25.9	-0.1	± 1.1
25.0	24.9	-0.1	± 1.1

QF-TS12-04-04-020664

T. Petch.

## Continuation of Calibration Certificate

Cert. No. : ACL22236  
Job No. : VC65AC0088  
Pages : 7 of 8

## 8. Level linearity including the level range control

Range	Anticipated Value ( dB )	Measured Value ( dB )	Deviated Value ( dB )	Acceptance Limits ( dB )
Auto	94.0	94.0	0.0	±1.1

## 9. Tone burst response

Time Weighting	Tone burst duration, Tb ( ms )	Cycle	Anticipated Value ( dB )	Measured Value ( dB )	Deviated Value ( dB )	Acceptance Limits ( dB )
Fast	0.25	1	108.0	107.9	-0.1	1.5 ; -5.0
	2	8	117.0	117.0	0.0	1.0 ; -2.5
	200	800	134.0	134.1	0.1	±1.0
Slow	2	8	108.0	108.0	0.0	1.5 ; -5.0
	200	800	127.6	127.6	0.0	±1.0
	0.25	1	99.0	98.9	-0.1	1.5 ; -5.0
SEL	2	8	108.0	108.0	0.0	1.0 ; -2.5
	200	800	128.0	128.1	0.1	±1.0

## 10. Peak C sound level

Number of cycle in test signal	Anticipated Value ( dB )	Measured Value, L <sub>peak</sub> ( dB )	Deviated Value ( dB )	Acceptance Limits ( dB )
Continuous	133.0	133.0	0.0	-
One	136.4	136.3	-0.1	±3.0

Number of cycle in test signal	Anticipated Value ( dB )	Measured Value ( dB )	Deviated Value ( dB )	Acceptance Limits ( dB )
Continuous	133.0	133.0	0.0	-
Positive half cycle	135.4	135.2	-0.2	±2.0
Negative half cycle	135.4	135.2	-0.2	±2.0

QF-TS12-04-04-020664

T. Petch.

## Continuation of Calibration Certificate

Cert. No. : ACL22236  
Job No. : VC65AC0088  
Pages : 8 of 8

## 11. Overload indication

Measured value ( dB )		Deviated Value ( dB )	Acceptance Limits ( dB )
Positive one-half cycle	Negative one-half cycle		
89.5	89.5	0.0	±1.5

## 12. High level stability

Frequency Weighting	SLM Display at initial ( dB )	SLM Display at final ( dB )	Deviated Value ( dB )	Acceptance Limits ( dB )
A - weight	137.0	137.0	0.0	±0.3

The reported uncertainty is based on a standard uncertainty multiplied by coverage factor  $k = 2$   
or any value following calculation, providing a level of confidence of approximately 95 %

End of Calibration Certificate

QF-TS12-04-04-020664

T. Petch.

# SITHIPORN ASSOCIATES CO.,LTD. CALIBRATION LABORATORY

451-451/1 Sirinthorn Rd.,Bangbunru, Bangplud Bangkok 10700 THAILAND.  
Tel:0-2435-8800 Fax:0-2433-1679 e-mail:cal-center@sithiporn.com http://www.sithiporn.com



Cert. No. : ACL22235  
Pages : 1 of 8

## Calibration Certificate

**Equipment :** SOUND LEVEL METER  
**Manufacturer :** RION  
**Model :** NL-42/ Microphone UC-52 / Pre-amplifier NH-24  
**Serial No.:** 01173609 / 172170 / 74021  
**ID No.:** RYG\_FS0388

**Condition As Found :** GOOD

**Customer :** ALS LABORATORY GROUP (THAILAND) CO.,LTD.  
104 PHATTHANAKAN 40, PHATTHANAKAN ROAD,  
KHWAENG PHATTHANAKAN, KHET SUAN LUANG,  
BANGKOK, 10250 THAILAND.

**Location :** -  
**Ambient Temperature :** ( 23.0 ± 3 ) °C  
**Pressure :** ( 101.3 ± 3 ) kPa  
**Relative Humidity :** ( 50.0 ± 20 ) %

**Received Date :** 03 OCTOBER 2022  
**Calibration Date :** 18-19 OCTOBER 2022  
**Date of Issue :** 20 OCTOBER 2022



**Calibrated by :** Nathakorn Pisutpaisan

**Approved by :**

*T. Petchur*  
( Thanakul Petchur )

This certificate is issued in accordance with the requirements of ISO/IEC 17025 standard, may not be reproduced other than in full, except with the prior written approval of the head of Calibration Laboratory.

QF-TS12-04-04-020664

# SITHIPORN ASSOCIATES CO.,LTD. CALIBRATION LABORATORY

## Continuation of Calibration Certificate

Cert. No. : ACL22235  
Job No. : VC65AC0088  
Pages : 2 of 8

**Calibration Procedure :** CP-AC-01

### Calibration Method :

This equipment was calibrated by based on IEC-61672-3 (2013) Standard for sound level meter (SLM). The SLM had tests to Acoustical and Electrical signal tests of frequency weighting with Anechoic chamber and Reference Standard Instruments.

For tests results of each items were made by observation of each Instruments display and also with SLM's display.

### Condition of this result of calibration :

1. Reference Standard Instruments :

Instrument	Model	Serial No.	Cert. No.	Due Date
Waveform Generator	33210A	MY48017076	EF-0007-22	04-Feb-23
Waveform Generator	33511B	MY52302742	EF-0008-22	04-Feb-23
Digital Multimeter	33461A	MY53220104	EEL_BP_04/0265	09-Feb-23
Digital Multimeter	33461A	MY53220076	EEL_BP_03/0265	09-Feb-23
Digital Multimeter	34461A	MY60024273	EEL_BP_05/0265	09-Feb-23
Programmable Attenuator	MAT-1070	62100114	EF-0009-22	07-Feb-23
Condenser Microphone	4180	2977900	AA-1013-22	24-Feb-23
Measuring Amplifier	NA-42KAI	34560495	AA-3005-22	22-Feb-23

2. This result of calibration was found accurate as shown on date and place of calibration for this calibrated item only.

3. This certificate is traceable to the international system of unit maintained at :

- 3.1 National Institute of Metrology (Thailand).
- 3.2 Thailand Institute of Scientific and Technological Research (TISTR).

QF-TS12-04-04-020664

*T. Petchur*

# SITHIPORN ASSOCIATES CO.,LTD. CALIBRATION LABORATORY

## Continuation of Calibration Certificate

Cert. No. : ACL22235  
Job No. : VC65AC0088  
Pages : 3 of 8

### Summary of Measurement Result :

Parameter	Pass	Fail	Uncertainty (dB)	Maximum-permitted uncertainty of measurement (dB)
1. Absolute sensitivity	✓	-	0.2	N/A
2. Self-generated noise	✓	-	0.2	N/A
3. Acoustical signal tests of frequency weightings				
125 Hz	✓	-	0.3	0.6
1000 Hz	✓	-	0.3	0.6
8000 Hz	✓	-	0.3	0.7
4. Electrical signal tests of frequency weightings				
For 10 Hz to 4 kHz	✓	-	0.3	0.6
For > 4 kHz to 10 kHz	✓	-	0.3	0.7
For > 10 kHz to 20 kHz	-	-	-	1.0
5. Frequency and time weightings at 1 kHz	✓	-	0.2	0.2
6. Long - term stability	✓	-	0.1	0.1
7. Level linearity on the reference level range	✓	-	0.2	0.3
8. Level linearity including the level range control	✓	-	0.2	0.3
9. Tone burst response	✓	-	0.2	0.3
10. Peak C sound level	✓	-	0.2	0.35
11. Overload indication	✓	-	0.2	0.25
12. High level stability	✓	-	0.1	0.1

QF-TS12-04-04-020664

*T. Petchur*

# SITHIPORN ASSOCIATES CO.,LTD. CALIBRATION LABORATORY

## Continuation of Calibration Certificate

Cert. No. : ACL22235  
Job No. : VC65AC0088  
Pages : 4 of 8

### Result of calibration :

#### 1. Absolute sensitivity

Reference Acoustic Signal (dB)	Measured Value (dB)	Deviation (dB)	Acceptance Limit (dB)
93.9 (93.95)	93.9	0.0	±0.3

#### 2. Self-generated noise

##### 2.1 Normal test

Measured Value (dB)
15.1

##### 2.2 The microphone of the sound level meter was replaced by electrical signal input device.

Frequency Weighting	Measured value (dB)
A - weight	12.0
C - weight	18.0
Flat	23.7

#### 3. Acoustical signal tests of frequency weightings

Meter free-field acoustic response at a level of 84 dB

Frequency (Hz)	Deviation from various frequency weighting response curve (dB)			
	Flat	C-weight	A-weight	Acceptance Limits
125	0.2	0.2	0.3	± 1.5
1000	0.0	0.0	0.0	± 1.0
8000	-0.6	-0.5	-0.5	±5.0

QF-TS12-04-04-020664

*T. Petchur*

## Continuation of Calibration Certificate

Cert. No. : ACL22235  
Job No. : VC65AC0088  
Pages : 5 of 8

## 4. Electrical signal tests of frequency weightings

Weighting network response with relative to 1 kHz.

Frequency ( Hz )	Deviation from various frequency weighting response curve (dB)			
	Flat	C-weight	A-weight	Acceptance Limits
63	-0.1	-0.1	-0.1	±2.0
125	0.0	0.0	0.0	±1.5
250	0.0	0.0	0.0	±1.5
500	0.0	0.0	0.0	±1.5
1000	0.0	0.0	0.0	±1.0
2000	0.0	0.0	0.0	±2.0
4000	0.0	0.0	0.0	±3.0
8000	0.0	0.1	0.1	±5.0

## 5. Frequency and time weightings at 1 kHz

## 5.1 Frequency weightings at 1 kHz

Frequency Weighting	Measured Value ( dB )	Deviated Value ( dB )	Acceptance Limits ( dB )
A - weight	94.0	0.0	-
C - weight	94.0	0.0	± 0.2
Flat	94.0	0.0	± 0.2

## 5.2 Time weighting at 1 kHz

Frequency Weighting	Measured Value ( dB )	Deviated Value ( dB )	Acceptance Limits ( dB )
Fast	94.0	0.0	-
Slow	94.0	0.0	± 0.1
Leq	94.0	0.0	± 0.1

## 6. Long - term stability

Frequency Weighting	SLM Display at initial ( dB )	SLM Display at final ( dB )	Deviated Value ( dB )	Acceptance Limits ( dB )
A - weight	94.0	94.0	0.0	± 0.3

QF-TS12-04-04-020664

T. Petch

## Continuation of Calibration Certificate

Cert. No. : ACL22235  
Job No. : VC65AC0088  
Pages : 6 of 8

## 7. Level linearity on the reference level range

Anticipated Value ( dB )	Measured Value ( dB )	Deviated Value ( dB )	Acceptance Limits ( dB )
137.0	137.0	0.0	± 1.1
136.0	136.0	0.0	± 1.1
135.0	135.0	0.0	± 1.1
134.0	134.0	0.0	± 1.1
133.0	133.0	0.0	± 1.1
132.0	132.0	0.0	± 1.1
131.0	131.0	0.0	± 1.1
129.0	129.0	0.0	± 1.1
124.0	124.0	0.0	± 1.1
119.0	119.0	0.0	± 1.1
114.0	114.0	0.0	± 1.1
109.0	109.0	0.0	± 1.1
104.0	104.0	0.0	± 1.1
99.0	99.0	0.0	± 1.1
94.0	94.0	0.0	± 1.1
89.0	89.0	0.0	± 1.1
84.0	84.0	0.0	± 1.1
79.0	79.0	0.0	± 1.1
74.0	74.0	0.0	± 1.1
69.0	69.0	0.0	± 1.1
64.0	64.0	0.0	± 1.1
59.0	59.0	0.0	± 1.1
54.0	53.9	-0.1	± 1.1
49.0	49.0	0.0	± 1.1
44.0	44.0	0.0	± 1.1
39.0	38.9	-0.1	± 1.1
34.0	33.9	-0.1	± 1.1
30.0	29.9	-0.1	± 1.1
29.0	28.9	-0.1	± 1.1
28.0	27.9	-0.1	± 1.1
27.0	26.8	-0.2	± 1.1
26.0	25.8	-0.2	± 1.1
25.0	24.8	-0.2	± 1.1

QF-TS12-04-04-020664

T. Petch

## Continuation of Calibration Certificate

Cert. No. : ACL22235  
Job No. : VC65AC0088  
Pages : 7 of 8

## 8. Level linearity including the level range control

Range	Anticipated Value ( dB )	Measured Value ( dB )	Deviated Value ( dB )	Acceptance Limits ( dB )
Auto	94.0	94.0	0.0	±1.1

## 9. Tone burst response

Time Weighting	Tone burst duration, Tb ( ms )	Cycle	Anticipated Value ( dB )	Measured Value ( dB )	Deviated Value ( dB )	Acceptance Limits ( dB )
Fast	0.25	1	108.0	107.9	-0.1	1.5 ; -5.0
	2	8	117.0	117.0	0.0	1.0 ; -2.5
	200	800	134.0	134.0	0.0	±1.0
Slow	2	8	108.0	108.0	0.0	1.5 ; -5.0
	200	800	127.6	127.6	0.0	±1.0
	0.25	1	99.0	98.9	-0.1	1.5 ; -5.0
SEL	2	8	108.0	108.0	0.0	1.0 ; -2.5
	200	800	128.0	128.0	0.0	±1.0

## 10. Peak C sound level

Number of cycle in test signal	Anticipated Value ( dB )	Measured Value, L <sub>epc</sub> ( dB )	Deviated Value ( dB )	Acceptance Limits ( dB )
Continuous	133.0	133.0	0.0	-
One	136.4	135.6	-0.8	±3.0

Number of cycle in test signal	Anticipated Value ( dB )	Measured Value ( dB )	Deviated Value ( dB )	Acceptance Limits ( dB )
Continuous	133.0	133.0	0.0	-
Positive half cycle	135.4	135.2	-0.2	±2.0
Negative half cycle	135.4	135.2	-0.2	±2.0

QF-TS12-04-04-020664

T. Petch

## Continuation of Calibration Certificate

Cert. No. : ACL22235  
Job No. : VC65AC0088  
Pages : 8 of 8

## 11. Overload indication

Measured value ( dB )		Deviated Value ( dB )	Acceptance Limits ( dB )
Positive one-half cycle	Negative one-half cycle		
89.5	89.5	0.0	±1.5

## 12. High level stability

Frequency Weighting	SLM Display at initial ( dB )	SLM Display at final ( dB )	Deviated Value ( dB )	Acceptance Limits ( dB )
A - weight	137.0	137.0	0.0	±0.3

The reported uncertainty is based on a standard uncertainty multiplied by coverage factor  $k = 2$   
or any value following calculation, providing a level of confidence of approximately 95 %

End of Calibration Certificate

QF-TS12-04-04-020664

T. Petch

# SITHIPORN ASSOCIATES CO.,LTD. CALIBRATION LABORATORY

451-451/1 Sirinthorn Rd, Bangbunru, Bangplud Bangkok 10700 THAILAND.  
Tel:0-2435-8800 Fax:0-2433-1679 e-mail:cal-center@sithiporn.com http://www.sithiporn.com



Cert. No. : ACL22237  
Pages : 1 of 8

## Calibration Certificate

**Equipment :** SOUND LEVEL METER  
**Manufacturer :** RION  
**Model :** NL-42/ Microphone UC-52 / Preamplifier NH-24  
**Serial No.:** 01173611 / 172173 / 74023  
**ID No.:** RYG\_FS0390

**Condition As Found :** GOOD

**Customer :** ALS LABORATORY GROUP (THAILAND) CO., LTD.  
104 PHATTHANAKAN 40, PHATTHANAKAN ROAD,  
KHWAENG PHATTHANAKAN, KHET SUAN LUANG,  
BANGKOK, 10250 THAILAND.

**Location :** -  
**Ambient Temperature :** ( 23.0 ± 3 ) °C  
**Pressure :** ( 101.3 ± 3 ) kPa  
**Relative Humidity :** ( 50.0 ± 20 ) %

**Received Date :** 03 OCTOBER 2022  
**Calibration Date :** 18-19 OCTOBER 2022  
**Date of Issue :** 20 OCTOBER 2022



**Calibrated by :** Nathakorn Pisutpaisan

**Approved by :** T. Petchurai  
( Thanakul Petchurai )

This certificate is issued in accordance with the requirements of ISO/IEC 17025 standard, may not be reproduced other than in full, except with the prior written approval of the head of Calibration Laboratory.

QF-TS12-04-04-020664

# SITHIPORN ASSOCIATES CO.,LTD. CALIBRATION LABORATORY

## Continuation of Calibration Certificate

Cert. No. : ACL22237  
Job No. : VC65AC0088  
Pages : 2 of 8

**Calibration Procedure :** CP-AC-01

### Calibration Method :

This equipment was calibrated by based on IEC-61672-3 (2013) Standard for sound level meter (SLM).  
The SLM had tests to Acoustical and Electrical signal tests of frequency weighting with Anechoic chamber and Reference Standard Instruments.

For tests results of each items were made by observation of each Instruments display and also with SLM's display.

### Condition of this result of calibration :

#### 1. Reference Standard Instruments :

Instrument	Model	Serial No.	Cert. No.	Due Date
Waveform Generator	33210A	MY48017076	EF-0007-22	04-Feb-23
Waveform Generator	33511B	MY52302742	EF-0008-22	04-Feb-23
Digital Multimeter	33461A	MY53220104	EEL_BP_04/0265	09-Feb-23
Digital Multimeter	33461A	MY53220076	EEL_BP_03/0265	09-Feb-23
Digital Multimeter	34461A	MY60024273	EEL_BP_05/0265	09-Feb-23
Programmable Attenuator	MAT-1070	62100114	EF-0009-22	07-Feb-23
Condenser Microphone	4180	2977900	AA-1013-22	24-Feb-23
Measuring Amplifier	NA-42KA1	34560495	AA-3005-22	22-Feb-23

2. This result of calibration was found accurate as shown on date and place of calibration for this calibrated item only.

3. This certificate is traceable to the international system of unit maintained at :

- 3.1 National Institute of Metrology (Thailand).
- 3.2 Thailand Institute of Scientific and Technological Research (TISTR).

QF-TS12-04-04-020664

T. Petchurai

# SITHIPORN ASSOCIATES CO.,LTD. CALIBRATION LABORATORY

## Continuation of Calibration Certificate

Cert. No. : ACL22237  
Job No. : VC65AC0088  
Pages : 3 of 8

### Summary of Measurement Result :

Parameter	Pass	Fail	Uncertainty (dB)	Maximum-permitted uncertainty of measurement (dB)
1. Absolute sensitivity	✓	-	0.2	N/A
2. Self-generated noise	✓	-	0.2	N/A
3. Acoustical signal tests of frequency weightings				
125 Hz	✓	-	0.3	0.6
1000 Hz	✓	-	0.3	0.6
8000 Hz	✓	-	0.3	0.7
4. Electrical signal tests of frequency weightings				
For 10 Hz to 4 kHz	✓	-	0.3	0.6
For > 4 kHz to 10 kHz	✓	-	0.3	0.7
For > 10 kHz to 20 kHz	-	-	-	1.0
5. Frequency and time weightings at 1 kHz	✓	-	0.2	0.2
6. Long - term stability	✓	-	0.1	0.1
7. Level linearity on the reference level range	✓	-	0.2	0.3
8. Level linearity including the level range control	✓	-	0.2	0.3
9. Tone burst response	✓	-	0.2	0.3
10. Peak C sound level	✓	-	0.2	0.35
11. Overload indication	✓	-	0.2	0.25
12. High level stability	✓	-	0.1	0.1

# SITHIPORN ASSOCIATES CO.,LTD. CALIBRATION LABORATORY

## Continuation of Calibration Certificate

Cert. No. : ACL22237  
Job No. : VC65AC0088  
Pages : 4 of 8

### Result of calibration :

#### 1. Absolute sensitivity

Reference Acoustic Signal (dB)	Measured Value (dB)	Deviation (dB)	Acceptance Limit (dB)
93.9 (93.95)	93.9	0.0	±0.3

#### 2. Self-generated noise

##### 2.1 Normal test

Measured Value (dB)
15.4

2.2 The microphone of the sound level meter was replaced by electrical signal input device.

Frequency Weighting	Measured value (dB)
A - weight	12.0
C - weight	18.1
Flat	23.9

#### 3. Acoustical signal tests of frequency weightings

Meter free-field acoustic response at a level of 84 dB

Frequency (Hz)	Deviation from various frequency weighting response curve (dB)			
	Flat	C-weight	A-weight	Acceptance Limits
125	0.5	0.4	0.5	± 1.5
1000	0.0	0.0	0.0	± 1.0
8000	-0.2	-0.2	-0.1	± 5.0

QF-TS12-04-04-020664

T. Petchurai

QF-TS12-04-04-020664

T. Petchurai

## Continuation of Calibration Certificate

Cert. No. : ACL22237  
Job No. : VC65AC0088  
Pages : 5 of 8

## 4. Electrical signal tests of frequency weightings

Weighting network response with relative to 1 kHz.

Frequency ( Hz )	Deviation from various frequency weighting response curve (dB)			
	Flat	C-weight	A-weight	Acceptance Limits
63	-0.1	0.0	0.0	±2.0
125	0.0	0.0	0.0	±1.5
250	0.0	0.0	0.0	±1.5
500	0.0	0.1	0.0	±1.5
1000	0.0	0.0	0.0	±1.0
2000	0.0	0.1	0.0	±2.0
4000	0.0	0.0	0.0	±3.0
8000	0.0	0.1	0.1	±5.0

## 5. Frequency and time weightings at 1 kHz

## 5.1 Frequency weightings at 1 kHz

Frequency Weighting	Measured Value ( dB )	Deviated Value ( dB )	Acceptance Limits ( dB )
A - weight	94.0	0.0	-
C - weight	94.0	0.0	± 0.2
Flat	94.0	0.0	± 0.2

## 5.2 Time weighting at 1 kHz

Frequency Weighting	Measured Value ( dB )	Deviated Value ( dB )	Acceptance Limits ( dB )
Fast	94.0	0.0	-
Slow	94.0	0.0	± 0.1
Leq	94.0	0.0	± 0.1

## 6. Long - term stability

Frequency Weighting	SLM Display at initial ( dB )	SLM Display at final ( dB )	Deviated Value ( dB )	Acceptance Limits ( dB )
A - weight	94.0	94.0	0.0	± 0.3

QF-TS12-04-04-020664

7. Reth.

## Continuation of Calibration Certificate

Cert. No. : ACL22237  
Job No. : VC65AC0088  
Pages : 6 of 8

## 7. Level linearity on the reference level range

Anticipated Value ( dB )	Measured Value ( dB )	Deviated Value ( dB )	Acceptance Limits ( dB )
137.0	137.0	0.0	± 1.1
136.0	136.0	0.0	± 1.1
135.0	135.0	0.0	± 1.1
134.0	134.0	0.0	± 1.1
133.0	133.0	0.0	± 1.1
132.0	132.0	0.0	± 1.1
131.0	131.0	0.0	± 1.1
129.0	129.0	0.0	± 1.1
124.0	124.0	0.0	± 1.1
119.0	119.0	0.0	± 1.1
114.0	114.0	0.0	± 1.1
109.0	109.0	0.0	± 1.1
104.0	104.0	0.0	± 1.1
99.0	99.0	0.0	± 1.1
94.0	94.0	0.0	± 1.1
89.0	89.0	0.0	± 1.1
84.0	84.0	0.0	± 1.1
79.0	79.0	0.0	± 1.1
74.0	74.0	0.0	± 1.1
69.0	69.0	0.0	± 1.1
64.0	64.0	0.0	± 1.1
59.0	59.0	0.0	± 1.1
54.0	54.0	0.0	± 1.1
49.0	49.0	0.0	± 1.1
44.0	44.0	0.0	± 1.1
39.0	38.9	-0.1	± 1.1
34.0	33.9	-0.1	± 1.1
30.0	29.9	-0.1	± 1.1
29.0	28.9	-0.1	± 1.1
28.0	27.9	-0.1	± 1.1
27.0	26.9	-0.1	± 1.1
26.0	25.9	-0.1	± 1.1
25.0	24.9	-0.1	± 1.1

QF-TS12-04-04-020664

7. Reth.

## Continuation of Calibration Certificate

Cert. No. : ACL22237  
Job No. : VC65AC0088  
Pages : 7 of 8

## 8. Level linearity including the level range control

Range	Anticipated Value ( dB )	Measured Value ( dB )	Deviated Value ( dB )	Acceptance Limits ( dB )
Auto	94.0	94.0	0.0	±1.1

## 9. Tone burst response

Time Weighting	Tone burst duration, Tb ( ms )	Cycle	Anticipated Value ( dB )	Measured Value ( dB )	Deviated Value ( dB )	Acceptance Limits ( dB )
Fast	0.25	1	108.0	107.9	-0.1	1.5 ; -5.0
	2	8	117.0	117.0	0.0	1.0 ; -2.5
	200	800	134.0	134.1	0.1	±1.0
Slow	2	8	108.0	108.0	0.0	1.5 ; -5.0
	200	800	127.6	127.6	0.0	±1.0
SEL	0.25	1	99.0	98.9	-0.1	1.5 ; -5.0
	2	8	108.0	108.0	0.0	1.0 ; -2.5
	200	800	128.0	128.0	0.0	±1.0

## 10. Peak C sound level

Number of cycle in test signal	Anticipated Value ( dB )	Measured Value, Lepeak ( dB )	Deviated Value ( dB )	Acceptance Limits ( dB )
Continuous	133.0	133.0	0.0	-
One	136.4	135.4	-1.0	±3.0

Number of cycle in test signal	Anticipated Value ( dB )	Measured Value ( dB )	Deviated Value ( dB )	Acceptance Limits ( dB )
Continuous	133.0	133.0	0.0	-
Positive half cycle	135.4	135.2	-0.2	±2.0
Negative half cycle	135.4	135.2	-0.2	±2.0

QF-TS12-04-04-020664

7. Reth.

## Continuation of Calibration Certificate

Cert. No. : ACL22237  
Job No. : VC65AC0088  
Pages : 8 of 8

## 11. Overload indication

Measured value ( dB )		Deviated Value ( dB )	Acceptance Limits ( dB )
Positive one-half cycle	Negative one-half cycle		
89.6	89.6	0.0	±1.5

## 12. High level stability

Frequency Weighting	SLM Display at initial ( dB )	SLM Display at final ( dB )	Deviated Value ( dB )	Acceptance Limits ( dB )
A - weight	137.0	137.0	0.0	±0.3

The reported uncertainty is based on a standard uncertainty multiplied by coverage factor  $k = 2$   
or any value following calculation, providing a level of confidence of approximately 95 %

End of Calibration Certificate

QF-TS12-04-04-020664

7. Reth.

**J NAC**  
TEST REPORT

CUSTOMER NAME : ALS Laboratory Group (Thailand) Co., Ltd. (บริษัท แอลเอส กรุ๊ป (ประเทศไทย) จำกัด)  
EQUIPMENT NAME : THC Analyzer  
MANUFACTURER : HORIBA MODEL : APHA-370 SERIAL NO : U430GTHB  
STANDARD GAS CONCENTRATION (PPM) : 506.1 PPM CYLINDER NO : CC734373  
CYLINDER PRESSURE (psig) : 1,600 PSI CERTIFIED DATE : 12/05/2020  
CERTIFIED BY : AIRGAS EXPIRED DATE : 12/05/2028

**TEST RESULTS**

POINT NO	IDEAL	ACTUAL CH4	ERROR CH4	ACTUAL THC	ERROR THC
ZERO	0.000	0.000	0.000	0.000	0.000
1	10.000	10.240	0.240	10.210	0.210
2	20.000	20.230	0.230	20.200	0.200
3	30.000	30.120	0.120	30.170	0.170
4	40.000	40.000	0.000	40.000	0.000
AVERAGE (%)			0.99		0.92

PPM

REVIEW BY : Thanitall  
APPROVED BY : D. K.  
NEXT CAL DATE : 14/1/2025

CALIBRATED BY : วัชรวิทย์ อภัยเจษฎ์ DATE : 4/1/65  
CHECKED BY : ศิษฐ์ อภัยเจษฎ์ DATE : 14/1/65

THANITALL ASSOCIATES CO., LTD.  
151-451/1 Sirinthorn Rd., Bangbunru, Bangplud Bangkok 10700 THAILAND.  
Tel: 02-2435-8800 Fax: 02-2433-1679 e-mail: cal-center@sithiporn.com http://www.sithiporn.com

FO-EN-206 R01/22-10-14

**J NAC**  
CHECK LIST

CUSTOMER NAME : ALS Laboratory Group (Thailand) Co., Ltd. (บริษัท แอลเอส กรุ๊ป (ประเทศไทย) จำกัด)  
EQUIPMENT NAME : THC Analyzer  
MANUFACTURER : HORIBA MODEL : APHA-370 SERIAL NO : U430GTHB

**TEST VALUES**

NO.	THC Analyzer ( APHA - 370 )	UNIT	BEFORE	AFTER
1	Signal ( CH4 )	mV	29.500	31.500
2	Signal ( THC )	mV	39.200	40.300
3	Detector	Temp °C, Standard Value : Ambient temp+5°C to 15°C Pressure kPa, Standard Value : (Ambient/101.3x100.20)+8kPa	47.500 81.900	47.600 81.800
4	Ambient	kPa (atm) atmospheric pressure	101.500	101.400
5	Airflow	°C, Standard Value : 390 °C to 430 °C	420.200	420.300
6	NMHC	kPa, Normal Value : 6 kPa to 25 kPa	10.200	10.300
7	DC 24 V	V, Standard Value : 24 V ± 0.5 V	23.900	23.900
8	DC 5 V	V, Standard Value : 5 V ± 0.5 V	5.000	5.000
9	Bypass (Optional)	L/min, Normal Value : 0.9 L/min ± 0.3 L/min		
10	Over Flow (Optional)	L/min, Standard Value : 0.8 L/min or More		
11	CH4 Sampling Reading	PPM	2.800	3.600
12	NMHC Sampling Reading	PPM	0.720	0.830
13	THC Sampling Reading	PPM	3.620	3.730
14	Zero Gas CH4/THC	PPM	0.27/0.32	0.00/0.00
15	Span Gas	PPM	37.80/37.85	40.0/40.0
16	Gas Inlet	20 PSI	30	30

Remark : Reference : EX-EH-D17-S6, Ambient HC Monitor APHA-370 Operation Manual Page #51  
Remark : ( Ambient temperature = 5°C to 40°C )

บริการที่ตรวจพบ  
-Service Maintenance  
รายละเอียดการดำเนินการ

ผลการดำเนินการ  
-เรียบร้อยแล้ว เครื่องสามารถดำเนินการตรวจวัดได้ตามปกติ

CALIBRATED BY : วัชรวิทย์ อภัยเจษฎ์ DATE : 14/1/65  
CHECKED BY : ศิษฐ์ อภัยเจษฎ์ DATE : 14/1/65

THANITALL ASSOCIATES CO., LTD.  
151-451/1 Sirinthorn Rd., Bangbunru, Bangplud Bangkok 10700 THAILAND.  
Tel: 02-2435-8800 Fax: 02-2433-1679 e-mail: cal-center@sithiporn.com http://www.sithiporn.com

FO-EN-207 R00/01-08-13

## SITHIPORN ASSOCIATES CO.,LTD. CALIBRATION LABORATORY

451-451/1 Sirinthorn Rd., Bangbunru, Bangplud Bangkok 10700 THAILAND.  
Tel: 02-2435-8800 Fax: 02-2433-1679 e-mail: cal-center@sithiporn.com http://www.sithiporn.com



Cert. No. : ACC22001  
Pages : 1 of 3

### Calibration Certificate

Equipment : SOUND CALIBRATOR  
Manufacturer : RION  
Model : NC-75  
Serial No. : 35002736  
ID No. : - S 110-145

Condition As Found : GOOD

Customer : ALS LABORATORY GROUP (THAILAND) CO., LTD.  
104 PHATTHANAKAN 40, PHATTHANAKAN ROAD,  
KHWAENG PHATTHANAKAN, KHET SUAN LUANG,  
BANGKOK, 10250 THAILAND.

Location :  
Ambient Temperature : ( 23.0 ± 3 ) °C  
Pressure : ( 101.3 ± 3 ) kPa  
Relative Humidity : ( 50.0 ± 20 ) %

Received Date : 05 JANUARY 2022  
Calibration Date : 10 JANUARY 2022  
Date of Issue : 13 JANUARY 2022

Calibrated by : Nathakorn Pisutpaisan

Approved by :

( Thanakul Petchurai )

This certificate is issued in accordance with the requirements of ISO/IEC 17025 standard, may not be reproduced other than in full, except with the prior written approval of the head of Calibration Laboratory.

## SITHIPORN ASSOCIATES CO.,LTD. CALIBRATION LABORATORY

### Continuation of Calibration Certificate

Cert. No. : ACC22001  
Job No. : VC65AC0040  
Pages : 2 of 3

Calibration Procedure : CP-AC-03

#### Calibration Method :

This equipment was calibrated by based on IEC-60942-2003 Standard.

The sound pressure level, frequency and total distortion of the sound calibrator was measured using the reference microphone.

#### Condition of this result of calibration :

##### 1. Reference Standard Instruments :

Instrument	Model	Serial No.	Cert. No.	Due Date
Waveform Generator	33511B	MY52302742	EF-0011-21	10-Feb-22
Digital Multimeter	33461A	MY53220104	EEL-BP, 05/0264	10-Feb-22
Digital Multimeter	33461A	MY53220076	EEL-BP, 03/0264	08-Feb-22
Digital Multimeter	33461A	MY60024273	I-15180725251-1	15-Sep-22
Programmable Attenuator	MAT-1070	62100114	1500-07774E	08-Mar-22
Condenser Microphone	4180	2977900	AA-1008-21	05-Feb-22
Measuring Amplifier	NA-42KA1	34560495	AA-3003-21	16-Feb-22
Audio Analyzer	AVR-3360A	V744B6069	EF-0010-21	10-Feb-22

2. This result of calibration was found accurate as shown on date and place of calibration for this calibrated item only.

3. This certificate is traceable to the international system of unit maintained at :

- 3.1 National Institute of Metrology (Thailand).
- 3.2 Thailand Institute of Scientific and Technological Research (TISTR).

( Thanakul Petchurai )

## Continuation of Calibration Certificate

Cert. No. : ACC22001  
Job No. : VC65AC0040  
Pages : 3 of 3

## Result of calibration :

## 1. Sound pressure level

Specified sound pressure level (dB)	Measured value (dB)	Deviated value (dB)	Uncertainty (dB)	Tolerance limit (dB)
94	93.99	-0.01	0.14	0.40

## 2. Frequency

Specified Frequency (Hz)	Measured value (Hz)	Deviated value (%)	Uncertainty (%)	Tolerance limit (%)
1000	1000.0	0.0	0.1	1.0

## 3. Total distortion

Measured value (%)	Uncertainty (%)	Tolerance limit (%)
0.28	0.10	3.0

The reported uncertainty is based on a standard uncertainty multiplied by coverage factor  $k = 2$  or any value following calculation, providing a level of confidence of approximately 95 %

End of Calibration Certificate

QF-TS12-04-04-020664

T. P.T.

451-451/1 Sirinthorn Rd., Bangbunru, Bangplud Bangkok 10700 THAILAND.  
Tel.0-2435-8800 Fax.0-2433-1679 e-mail:cal-center@sithiporn.com http://www.sithiporn.comCert. No. : ACL22031  
Pages : 1 of 8

## Calibration Certificate

Equipment : SOUND LEVEL METER  
Manufacturer : RION  
Model : NL-42/ Microphone UC-52 / Preamplifier NH-24  
Serial No. : 01222716 / 143832 / 22763  
ID No. : RYG\_FS0020

Condition As Found : GOOD

Customer : ALS LABORATORY GROUP (THAILAND) CO., LTD.  
104 PHATTHANAKAN 40, PHATTHANAKAN ROAD,  
KHWAENG PHATTHANAKAN, KHET SUAN LUANG,  
BANGKOK, 10250 THAILAND.Location :  
Ambient Temperature : ( 23.0 ± 3 ) °C  
Pressure : ( 101.3 ± 3 ) kPa  
Relative Humidity : ( 50.0 ± 20 ) %Received Date : 05 JANUARY 2022  
Calibration Date : 10-12 JANUARY 2022  
Date of Issue : 13 JANUARY 2022REVIEW BY : *Nathakorn P.*  
APPROVED BY : *T. Petchur*  
NEXT CAL. DATE : 10/1/23

Calibrated by : Nathakorn Pisutpaisan

Approved by :

*T. Petchur*  
( Thanakul Petchurai )

This certificate is issued in accordance with the requirements of ISO/IEC 17025 standard, may not be reproduced other than in full, except with the prior written approval of the head of Calibration Laboratory.

QF-TS12-04-04-020664

## Continuation of Calibration Certificate

Cert. No. : ACL22031  
Job No. : VC65AC0040  
Pages : 2 of 8

Calibration Procedure : CP-AC-01

## Calibration Method :

This equipment was calibrated by based on IEC-61672-3 (2013) Standard for sound level meter (SLM).  
The SLM had tests to Acoustical and Electrical signal tests of frequency weighting with Anechoic chamber and Reference Standard Instruments.  
For tests results of each items were made by observation of each Instruments display and also with SLM's display.

## Condition of this result of calibration :

## 1. Reference Standard Instruments :

Instrument	Model	Serial No.	Cert. No.	Due Date
Waveform Generator	33210A	MY48017076	EF-0012-21	10-Feb-22
Waveform Generator	33511B	MY52302742	EF-0011-21	10-Feb-22
Digital Multimeter	33461A	MY53220104	EEL-BP_05/0264	10-Feb-22
Digital Multimeter	33461A	MY53220076	EEL-BP_03/0264	08-Feb-22
Digital Multimeter	34461A	MY60024273	1-15180725251-1	15-Sep-22
Programmable Attenuator	MAT-1070	62100114	1500-07774E	08-Mar-22
Condenser Microphone	4180	2977900	AA-1008-21	05-Feb-22
Measuring Amplifier	NA-42KAI	34560495	AA-3003-21	16-Feb-22

2. This result of calibration was found accurate as shown on date and place of calibration for this calibrated item only.

3. This certificate is traceable to the international system of unit maintained at :

- 3.1 National Institute of Metrology (Thailand).
- 3.2 Thailand Institute of Scientific and Technological Research (TISTR).

QF-TS12-04-04-020664

T. P.T.

## Continuation of Calibration Certificate

Cert. No. : ACL22031  
Job No. : VC65AC0040  
Pages : 3 of 8

## Summary of Measurement Result :

Parameter	Pass	Fail	Uncertainty (dB)	Maximum-permitted uncertainty of measurement (dB)
1. Absolute sensitivity	✓	-	0.2	N/A
2. Self-generated noise	✓	-	0.2	N/A
3. Acoustical signal tests of frequency weightings				
125 Hz	✓	-	0.3	0.6
1000 Hz	✓	-	0.3	0.6
8000 Hz	✓	-	0.3	0.7
4. Electrical signal tests of frequency weightings				
For 10 Hz to 4 kHz	✓	-	0.3	0.6
For > 4 kHz to 10 kHz	✓	-	0.3	0.7
For > 10 kHz to 20 kHz	-	-	-	1.0
5. Frequency and time weightings at 1 kHz	✓	-	0.2	0.2
6. Long - term stability	✓	-	0.1	0.1
7. Level linearity on the reference level range	✓	-	0.2	0.3
8. Level linearity including the level range control	✓	-	0.2	0.3
9. Tone burst response	✓	-	0.2	0.3
10. Peak C sound level	✓	-	0.2	0.35
11. Overload indication	✓	-	0.2	0.25
12. High level stability	✓	-	0.1	0.1

QF-TS12-04-04-020664

T. P.T.

## Continuation of Calibration Certificate

Cert. No. : ACL22031  
Job No. : VC65AC0040  
Pages : 4 of 8

## Result of calibration :

## 1. Absolute sensitivity

Reference Acoustic Signal ( dB )	Measured Value ( dB )	Deviation ( dB )	Acceptance Limit ( dB )
93.9 (93.96)	93.9	0.0	±0.3

## 2. Self-generated noise

## 2.1 Normal test

Measured Value ( dB )
14.6

## 2.2 The microphone of the sound level meter was replaced by electrical signal input device.

Frequency Weighting	Measured value ( dB )
A - weight	12.6
C - weight	19.2
Flat	24.6

## 3. Acoustical signal tests of frequency weightings

Meter free-field acoustic response at a level of 84 dB

Frequency ( Hz )	Deviation from various frequency weighting response curve (dB)			
	Flat	C-weight	A-weight	Acceptance Limits
125	0.7	0.7	0.7	± 1.5
1000	0.0	0.0	0.0	± 1.0
8000	-2.1	-2.0	-2.0	±5.0

QF-TS12-04-04-020664

P.T.A.

## Continuation of Calibration Certificate

Cert. No. : ACL22031  
Job No. : VC65AC0040  
Pages : 5 of 8

## 4. Electrical signal tests of frequency weightings

Weighting network response with relative to 1 kHz.

Frequency ( Hz )	Deviation from various frequency weighting response curve (dB)			
	Flat	C-weight	A-weight	Acceptance Limits
63	0.0	0.0	-0.1	±2.0
125	0.0	0.0	0.0	±1.5
250	0.0	0.0	0.0	±1.5
500	0.0	0.1	0.0	±1.5
1000	0.0	0.0	0.0	±1.0
2000	0.0	0.1	0.0	±2.0
4000	0.0	0.0	0.0	±3.0
8000	0.0	0.1	0.1	±5.0

## 5. Frequency and time weightings at 1 kHz

## 5.1 Frequency weightings at 1 kHz

Frequency Weighting	Measured Value ( dB )	Deviated Value ( dB )	Acceptance Limits ( dB )
A - weight	94.0	0.0	-
C - weight	94.0	0.0	± 0.2
Flat	94.0	0.0	± 0.2

## 5.2 Time weighting at 1 kHz

Frequency Weighting	Measured Value ( dB )	Deviated Value ( dB )	Acceptance Limits ( dB )
Fast	94.0	0.0	-
Slow	94.0	0.0	± 0.1
Leq	94.0	0.0	± 0.1

## 6. Long - term stability

Frequency Weighting	SLM Display at initial ( dB )	SLM Display at final ( dB )	Deviated Value ( dB )	Acceptance Limits ( dB )
A - weight	94.0	94.0	0.0	± 0.3

QF-TS12-04-04-020664

P.T.A.

## Continuation of Calibration Certificate

Cert. No. : ACL22031  
Job No. : VC65AC0040  
Pages : 6 of 8

## 7. Level linearity on the reference level range

Anticipated Value ( dB )	Measured Value ( dB )	Deviated Value ( dB )	Acceptance Limits ( dB )
137.0	137.0	0.0	± 1.1
136.0	136.0	0.0	± 1.1
135.0	135.0	0.0	± 1.1
134.0	134.0	0.0	± 1.1
133.0	133.0	0.0	± 1.1
132.0	132.0	0.0	± 1.1
131.0	131.0	0.0	± 1.1
129.0	129.0	0.0	± 1.1
124.0	124.0	0.0	± 1.1
119.0	119.0	0.0	± 1.1
114.0	114.0	0.0	± 1.1
109.0	109.0	0.0	± 1.1
104.0	104.0	0.0	± 1.1
99.0	99.0	0.0	± 1.1
94.0	94.0	0.0	± 1.1
89.0	89.0	0.0	± 1.1
84.0	84.0	0.0	± 1.1
79.0	79.0	0.0	± 1.1
74.0	74.0	0.0	± 1.1
69.0	69.0	0.0	± 1.1
64.0	64.0	0.0	± 1.1
59.0	59.0	0.0	± 1.1
54.0	54.0	0.0	± 1.1
49.0	49.0	0.0	± 1.1
44.0	44.0	0.0	± 1.1
39.0	38.9	-0.1	± 1.1
34.0	34.0	0.0	± 1.1
30.0	29.9	-0.1	± 1.1
29.0	28.9	-0.1	± 1.1
28.0	27.9	-0.1	± 1.1
27.0	26.9	-0.1	± 1.1
26.0	25.9	-0.1	± 1.1
25.0	24.8	-0.2	± 1.1

QF-TS12-04-04-020664

P.T.A.

## Continuation of Calibration Certificate

Cert. No. : ACL22031  
Job No. : VC65AC0040  
Pages : 7 of 8

## 8. Level linearity including the level range control

Range	Anticipated Value ( dB )	Measured Value ( dB )	Deviated Value ( dB )	Acceptance Limits ( dB )
Auto	94.0	94.0	0.0	±1.1

## 9. Tone burst response

Time Weighting	Tone burst duration, Tb ( ms )	Cycle	Anticipated Value ( dB )	Measured Value ( dB )	Deviated Value ( dB )	Acceptance Limits ( dB )
Fast	0.25	1	108.0	107.9	-0.1	1.5 ; -5.0
	2	8	117.0	117.0	0.0	1.0 ; -2.5
	200	800	134.0	134.1	0.1	±1.0
Slow	2	8	108.0	108.0	0.0	1.5 ; -5.0
	200	800	127.6	127.6	0.0	±1.0
SEL	0.25	1	99.0	98.9	-0.1	1.5 ; -5.0
	2	8	108.0	108.0	0.0	1.0 ; -2.5
	200	800	128.0	128.1	0.1	±1.0

## 10. Peak C sound level

Number of cycle in test signal	Anticipated Value ( dB )	Measured Value, L <sub>peak</sub> ( dB )	Deviated Value ( dB )	Acceptance Limits ( dB )
Continuous	133.0	133.0	0.0	-
One	136.4	136.3	-0.1	±3.0

Number of cycle in test signal	Anticipated Value ( dB )	Measured Value ( dB )	Deviated Value ( dB )	Acceptance Limits ( dB )
Continuous	133.0	133.1	0.1	-
Positive half cycle	135.4	135.2	-0.2	±2.0
Negative half cycle	135.4	135.2	-0.2	±2.0

QF-TS12-04-04-020664

P.T.A.

Continuation of Calibration Certificate

Cert. No. : ACL22031  
Job No. : VC65AC0040  
Pages : 8 of 8

11. Overload indication

Measured value ( dB )		Deviated Value ( dB )	Acceptance Limits ( dB )
Positive one-half cycle	Negative one-half cycle		
89.6	89.6	0.0	±1.5

12. High level stability

Frequency Weighting	SLM Display at initial ( dB )	SLM Display at final ( dB )	Deviated Value ( dB )	Acceptance Limits ( dB )
A - weight	137.0	137.0	0.0	±0.3

The reported uncertainty is based on a standard uncertainty multiplied by coverage factor  $k = 2$  or any value following calculation, providing a level of confidence of approximately 95 %

End of Calibration Certificate

QF-TS12-04-04-020664

→ 0+1

451-451/1 Sirinthorn Rd., Bangbunru, Bangplud Bangkok 10700 THAILAND.  
Tel:0-2435-8800 Fax:0-2433-1679 e-mail:cal-center@sithiporn.com http://www.sithiporn.com



Cert. No. : ACL22026  
Pages : 1 of 8

Calibration Certificate

Equipment : SOUND LEVEL METER  
Manufacturer : RION  
Model : NL-42 / Microphone UC-52 / Preamplifier NH-24  
Serial No. : 00900071 / 188464 / 01733  
ID No. : RYG\_FS0492

Condition As Found : GOOD

Customer : ALS LABORATORY GROUP (THAILAND) CO., LTD.  
104 PHATTHANAKAN 40, PHATTHANAKAN ROAD,  
KHAENG PHATTHANAKAN, KHET SUAN LUANG,  
BANGKOK, 10250 THAILAND.

Location : -  
Ambient Temperature : ( 23.0 ± 3 ) °C  
Pressure : ( 101.3 ± 3 ) kPa  
Relative Humidity : ( 50.0 ± 20 ) %

Received Date : 05 JANUARY 2022  
Calibration Date : 10-12 JANUARY 2022  
Date of Issue : 13 JANUARY 2022



Calibrated by : Nathakorn Pisutpaisan

Approved by : T. Petchurai  
( Thanakul Petchurai )

This certificate is issued in accordance with the requirements of ISO/IEC 17025 standard, may not be reproduced other than in full, except with the prior written approval of the head of Calibration Laboratory.

QF-TS12-04-04-020664

Continuation of Calibration Certificate

Cert. No. : ACL22026  
Job No. : VC65AC0040  
Pages : 2 of 8

Calibration Procedure : CP-AC-01

Calibration Method :

This equipment was calibrated by based on IEC-61672-3 (2013) Standard for sound level meter (SLM).  
The SLM had tests to Acoustical and Electrical signal tests of frequency weighting with Anechoic chamber and Reference Standard Instruments.  
For tests results of each items were made by observation of each Instruments display and also with SLM's display.

Condition of this result of calibration :

1. Reference Standard Instruments :

Instrument	Model	Serial No.	Cert. No.	Due Date
Waveform Generator	33210A	MY48017076	EF-0012-21	10-Feb-22
Waveform Generator	33511B	MY52302742	EF-0011-21	10-Feb-22
Digital Multimeter	33461A	MY53220104	EEL-BP_05/0264	10-Feb-22
Digital Multimeter	33461A	MY53220076	EEL-BP_03/0264	08-Feb-22
Digital Multimeter	34461A	MY60024273	1-15180725251-1	15-Sep-22
Programmable Attenuator	MAT-1070	62100114	1500-07774E	08-Mar-22
Condenser Microphone	4180	2977900	AA-1008-21	05-Feb-22
Measuring Amplifier	NA-42KAI	34560495	AA-3003-21	16-Feb-22

2. This result of calibration was found accurate as shown on date and place of calibration for this calibrated item only.

3. This certificate is traceable to the international system of unit maintained at :

- 3.1 National Institute of Metrology (Thailand).
- 3.2 Thailand Institute of Scientific and Technological Research (TISTR).

Continuation of Calibration Certificate

Cert. No. : ACL22026  
Job No. : VC65AC0040  
Pages : 3 of 8

Summary of Measurement Result :

Parameter	Pass	Fail	Uncertainty (dB)	Maximum-permitted uncertainty of measurement (dB)
1. Absolute sensitivity	✓	-	0.2	N/A
2. Self-generated noise	✓	-	0.2	N/A
3. Acoustical signal tests of frequency weightings				
125 Hz	✓	-	0.3	0.6
1000 Hz	✓	-	0.3	0.6
8000 Hz	✓	-	0.3	0.7
4. Electrical signal tests of frequency weightings				
For 10 Hz to 4 kHz	✓	-	0.3	0.6
For ≥ 4 kHz to 10 kHz	✓	-	0.3	0.7
For > 10 kHz to 20 kHz	-	-	-	1.0
5. Frequency and time weightings at 1 kHz	✓	-	0.2	0.2
6. Long - term stability	✓	-	0.1	0.1
7. Level linearity on the reference level range	✓	-	0.2	0.3
8. Level linearity including the level range control	✓	-	0.2	0.3
9. Tone burst response	✓	-	0.2	0.3
10. Peak C sound level	✓	-	0.2	0.35
11. Overload indication	✓	-	0.2	0.25
12. High level stability	✓	-	0.1	0.1

QF-TS12-04-04-020664

T. Petchurai

QF-TS12-04-04-020664

T. Petchurai

## Continuation of Calibration Certificate

Cert. No. : ACL22026  
Job No. : VC65AC0040  
Pages : 4 of 8

## Result of calibration :

## 1. Absolute sensitivity

Reference Acoustic Signal ( dB )	Measured Value ( dB )	Deviation ( dB )	Acceptance Limit ( dB )
93.9 (93.96)	93.9	0.0	±0.3

## 2. Self-generated noise

## 2.1 Normal test

Measured Value ( dB )
14.8

## 2.2 The microphone of the sound level meter was replaced by electrical signal input device.

Frequency Weighting	Measured value ( dB )
A - weight	11.6
C - weight	17.8
Flat	23.6

## 3. Acoustical signal tests of frequency weightings

Meter free-field acoustic response at a level of 84 dB

Frequency ( Hz )	Deviation from various frequency weighting response curve (dB)			
	Flat	C-weight	A-weight	Acceptance Limits
125	0.2	0.2	0.2	± 1.5
1000	-0.1	-0.1	-0.1	± 1.0
8000	0.2	0.3	0.3	±5.0

QF-TS12-04-04-020664

T. Rth.

## Continuation of Calibration Certificate

Cert. No. : ACL22026  
Job No. : VC65AC0040  
Pages : 5 of 8

## 4. Electrical signal tests of frequency weightings

Weighting network response with relative to 1 kHz.

Frequency ( Hz )	Deviation from various frequency weighting response curve (dB)			
	Flat	C-weight	A-weight	Acceptance Limits
63	0.0	0.0	-0.1	±2.0
125	0.0	0.0	0.0	±1.5
250	0.0	0.0	0.0	±1.5
500	0.0	0.1	0.0	±1.5
1000	0.0	0.0	0.0	±1.0
2000	0.0	0.1	0.0	±2.0
4000	0.0	0.0	0.0	±3.0
8000	0.0	0.1	0.1	±5.0

## 5. Frequency and time weightings at 1 kHz

## 5.1 Frequency weightings at 1 kHz

Frequency Weighting	Measured Value ( dB )	Deviated Value ( dB )	Acceptance Limits ( dB )
A - weight	94.0	0.0	-
C - weight	94.0	0.0	± 0.2
Flat	94.0	0.0	± 0.2

## 5.2 Time weighting at 1 kHz

Frequency Weighting	Measured Value ( dB )	Deviated Value ( dB )	Acceptance Limits ( dB )
Fast	94.0	0.0	-
Slow	94.0	0.0	± 0.1
Leq	94.0	0.0	± 0.1

## 6. Long - term stability

Frequency Weighting	SLM Display at initial ( dB )	SLM Display at final ( dB )	Deviated Value ( dB )	Acceptance Limits ( dB )
A - weight	94.0	94.0	0.0	± 0.3

QF-TS12-04-04-020664

T. Rth.

## Continuation of Calibration Certificate

Cert. No. : ACL22026  
Job No. : VC65AC0040  
Pages : 6 of 8

## 7. Level linearity on the reference level range

Anticipated Value ( dB )	Measured Value ( dB )	Deviated Value ( dB )	Acceptance Limits ( dB )
137.0	137.0	0.0	± 1.1
136.0	136.0	0.0	± 1.1
135.0	135.0	0.0	± 1.1
134.0	134.0	0.0	± 1.1
133.0	133.0	0.0	± 1.1
132.0	132.0	0.0	± 1.1
131.0	131.0	0.0	± 1.1
129.0	129.0	0.0	± 1.1
124.0	124.0	0.0	± 1.1
119.0	119.0	0.0	± 1.1
114.0	114.0	0.0	± 1.1
109.0	109.0	0.0	± 1.1
104.0	104.0	0.0	± 1.1
99.0	99.0	0.0	± 1.1
94.0	94.0	0.0	± 1.1
89.0	89.0	0.0	± 1.1
84.0	84.0	0.0	± 1.1
79.0	79.0	0.0	± 1.1
74.0	74.0	0.0	± 1.1
69.0	69.0	0.0	± 1.1
64.0	64.0	0.0	± 1.1
59.0	59.0	0.0	± 1.1
54.0	54.0	0.0	± 1.1
49.0	49.0	0.0	± 1.1
44.0	44.0	0.0	± 1.1
39.0	38.9	-0.1	± 1.1
34.0	33.9	-0.1	± 1.1
30.0	29.9	-0.1	± 1.1
29.0	28.9	-0.1	± 1.1
28.0	27.9	-0.1	± 1.1
27.0	26.8	-0.2	± 1.1
26.0	25.9	-0.1	± 1.1
25.0	24.9	-0.1	± 1.1

QF-TS12-04-04-020664

T. Rth.

## Continuation of Calibration Certificate

Cert. No. : ACL22026  
Job No. : VC65AC0040  
Pages : 7 of 8

## 8. Level linearity including the level range control

Range	Anticipated Value ( dB )	Measured Value ( dB )	Deviated Value ( dB )	Acceptance Limits ( dB )
Auto	94.0	94.0	0.0	±1.1

## 9. Tone burst response

Time Weighting	Tone burst duration, Tb ( ms )	Cycle	Anticipated Value ( dB )	Measured Value ( dB )	Deviated Value ( dB )	Acceptance Limits ( dB )
Fast	0.25	1	108.0	107.9	-0.1	1.5 ; -5.0
	2	8	117.0	117.0	0.0	1.0 ; -2.5
	200	800	134.0	134.1	0.1	±1.0
Slow	2	8	108.0	108.0	0.0	1.5 ; -5.0
	200	800	127.6	127.6	0.0	±1.0
	0.25	1	99.0	98.9	-0.1	1.5 ; -5.0
SEL	2	8	108.0	108.0	0.0	1.0 ; -2.5
	200	800	128.0	128.0	0.0	±1.0

## 10. Peak C sound level

Number of cycle in test signal	Anticipated Value ( dB )	Measured Value, L <sub>peak</sub> ( dB )	Deviated Value ( dB )	Acceptance Limits ( dB )
Continuous	133.0	133.0	0.0	-
One	136.4	136.2	-0.2	±5.0

Number of cycle in test signal	Anticipated Value ( dB )	Measured Value ( dB )	Deviated Value ( dB )	Acceptance Limits ( dB )
Continuous	133.0	133.1	0.1	-
Positive half cycle	135.4	135.2	-0.2	±2.0
Negative half cycle	135.4	135.2	-0.2	±2.0

QF-TS12-04-04-020664

T. Rth.

## Continuation of Calibration Certificate

Cert. No. : ACL22026  
Job No. : VC65AC0040  
Pages : 8 of 8

## 11. Overload indication

Measured value ( dB )		Deviated Value ( dB )	Acceptance Limits ( dB )
Positive one-half cycle	Negative one-half cycle		
89.6	89.5	-0.1	±1.5

## 12. High level stability

Frequency Weighting	SLM Display at initial ( dB )	SLM Display at final ( dB )	Deviated Value ( dB )	Acceptance Limits ( dB )
A - weight	137.0	137.0	0.0	±0.3

The reported uncertainty is based on a standard uncertainty multiplied by coverage factor  $k = 2$   
or any value following calculation, providing a level of confidence of approximately 95 %

End of Calibration Certificate

QF-TS12-04-04-020664

T. Petchur

451-451/1 Sirinthorn Rd, Bangbunru, Bangplud Bangkok 10700 THAILAND  
Tel:0-2435-8800 Fax:0-2433-1679 e-mail:cal-center@sithiporn.com http://www.sithiporn.comCert. No. : ACL22032  
Pages : 1 of 8

## Calibration Certificate

Equipment : SOUND LEVEL METER  
Manufacturer : RION  
Model : NL-42/ Microphone UC-52 / Preamplifier NH-24  
Serial No. : 01222724 / 143842 / 22771  
ID No. : RYG\_FS0023

Condition As Found : GOOD

Customer : ALS LABORATORY GROUP (THAILAND) CO., LTD.  
104 PHATTHANAKAN 40, PHATTHANAKAN ROAD,  
KHWAENG PHATTHANAKAN, KHET SUAN LUANG,  
BANGKOK, 10250 THAILAND.

Location :  
Ambient Temperature : ( 23.0 ± 3 ) °C  
Pressure : ( 101.3 ± 3 ) kPa  
Relative Humidity : ( 50.0 ± 20 ) %

Received Date : 05 JANUARY 2022  
Calibration Date : 10-12 JANUARY 2022  
Date of Issue : 13 JANUARY 2022



Calibrated by : Natthakorn Pisutpaisan

Approved by :

*T. Petchur*  
( Thanakul Petchurai )

This certificate is issued in accordance with the requirements of ISO/IEC 17025 standard, may not be reproduced  
other than in full, except with the prior written approval of the head of Calibration Laboratory.

QF-TS12-04-04-020664

## Continuation of Calibration Certificate

Cert. No. : ACL22032  
Job No. : VC65AC0040  
Pages : 2 of 8

Calibration Procedure : CP-AC-01

## Calibration Method :

This equipment was calibrated by based on IEC-61672-3 (2013) Standard for sound level meter (SLM).  
The SLM had tests to Acoustical and Electrical signal tests of frequency weighting with Anechoic chamber and Reference  
Standard Instruments.

For tests results of each items were made by observation of each Instruments display and also with SLM's display.

## Condition of this result of calibration :

## 1. Reference Standard Instruments :

Instrument	Model	Serial No.	Cert. No.	Due Date
Waveform Generator	33210A	MY48017076	EF-0012-21	10-Feb-22
Waveform Generator	33511B	MY52302742	EF-0011-21	10-Feb-22
Digital Multimeter	33461A	MY53220104	EEL_BP_05/0264	10-Feb-22
Digital Multimeter	33461A	MY53220076	EEL_BP_03/0264	08-Feb-22
Digital Multimeter	34461A	MY60024273	1-15180725251-1	15-Sep-22
Programmable Attenuator	MAT-1070	62100114	1500-07774E	08-Mar-22
Condenser Microphone	4180	2977900	AA-1008-21	05-Feb-22
Measuring Amplifier	NA-42KAI	34560495	AA-3003-21	16-Feb-22

2. This result of calibration was found accurate as shown on date and place of calibration for this calibrated item only.

3. This certificate is traceable to the international system of unit maintained at :

3.1 National Institute of Metrology (Thailand).

3.2 Thailand Institute of Scientific and Technological Research (TISTR).

QF-TS12-04-04-020664

T. Petchur

## Continuation of Calibration Certificate

Cert. No. : ACL22032  
Job No. : VC65AC0040  
Pages : 3 of 8

## Summary of Measurement Result :

Parameter	Pass	Fail	Uncertainty (dB)	Maximum-permitted uncertainty of measurement (dB)
1. Absolute sensitivity	✓	-	0.2	N/A
2. Self-generated noise	✓	-	0.2	N/A
3. Acoustical signal tests of frequency weightings				
125 Hz	✓	-	0.3	0.6
1000 Hz	✓	-	0.3	0.6
8000 Hz	✓	-	0.3	0.7
4. Electrical signal tests of frequency weightings				
For 10 Hz to 4 kHz	✓	-	0.3	0.6
For > 4 kHz to 10 kHz	✓	-	0.3	0.7
For > 10 kHz to 20 kHz	-	-	-	1.0
5. Frequency and time weightings at 1 kHz	✓	-	0.2	0.2
6. Long - term stability	✓	-	0.1	0.1
7. Level linearity on the reference level range	✓	-	0.2	0.3
8. Level linearity including the level range control	✓	-	0.2	0.3
9. Tone burst response	✓	-	0.2	0.3
10. Peak C sound level	✓	-	0.2	0.35
11. Overload indication	✓	-	0.2	0.25
12. High level stability	✓	-	0.1	0.1

QF-TS12-04-04-020664

T. Petchur

## Continuation of Calibration Certificate

Cert. No. : ACL22032  
Job No. : VC65AC0040  
Pages : 4 of 8

## Result of calibration :

## 1. Absolute sensitivity

Reference Acoustic Signal ( dB )	Measured Value ( dB )	Deviation ( dB )	Acceptance Limit ( dB )
93.9 (93.96)	93.9	0.0	±0.3

## 2. Self-generated noise

## 2.1 Normal test

Measured Value ( dB )
14.6

## 2.2 The microphone of the sound level meter was replaced by electrical signal input device.

Frequency Weighting	Measured value ( dB )
A - weight	12.8
C - weight	19.5
Flat	25.0

## 3. Acoustical signal tests of frequency weightings

Meter free-field acoustic response at a level of 84 dB

Frequency ( Hz )	Deviation from various frequency weighting response curve (dB)			
	Flat	C-weight	A-weight	Acceptance Limits
125	0.4	0.4	0.4	± 1.5
1000	0.0	0.0	0.0	± 1.0
8000	-1.0	-0.9	-0.9	±5.0

QF-TS12-04-04-020664

T. R. K.

## Continuation of Calibration Certificate

Cert. No. : ACL22032  
Job No. : VC65AC0040  
Pages : 5 of 8

## 4. Electrical signal tests of frequency weightings

Weighting network response with relative to 1 kHz.

Frequency ( Hz )	Deviation from various frequency weighting response curve (dB)			
	Flat	C-weight	A-weight	Acceptance Limits
63	-0.1	-0.1	0.0	±2.0
125	-0.1	0.0	0.0	±1.5
250	0.0	0.0	-0.1	±1.5
500	0.0	0.0	-0.1	±1.5
1000	0.0	0.0	0.0	±1.0
2000	0.0	0.0	0.0	±2.0
4000	0.0	0.0	0.0	±3.0
8000	0.0	0.1	0.1	±5.0

## 5. Frequency and time weightings at 1 kHz

## 5.1 Frequency weightings at 1 kHz

Frequency Weighting	Measured Value ( dB )	Deviated Value ( dB )	Acceptance Limits ( dB )
A - weight	94.0	0.0	-
C - weight	94.0	0.0	± 0.2
Flat	94.0	0.0	± 0.2

## 5.2 Time weighting at 1 kHz

Frequency Weighting	Measured Value ( dB )	Deviated Value ( dB )	Acceptance Limits ( dB )
Fast	94.0	0.0	-
Slow	94.0	0.0	± 0.1
Leq	94.0	0.0	± 0.1

## 6. Long - term stability

Frequency Weighting	SLM Display at initial ( dB )	SLM Display at final ( dB )	Deviated Value ( dB )	Acceptance Limits ( dB )
A - weight	94.0	94.0	0.0	± 0.3

QF-TS12-04-04-020664

T. R. K.

## Continuation of Calibration Certificate

Cert. No. : ACL22032  
Job No. : VC65AC0040  
Pages : 6 of 8

## 7. Level linearity on the reference level range

Anticipated Value ( dB )	Measured Value ( dB )	Deviated Value ( dB )	Acceptance Limits ( dB )
137.0	137.0	0.0	± 1.1
136.0	136.0	0.0	± 1.1
135.0	135.0	0.0	± 1.1
134.0	134.0	0.0	± 1.1
133.0	133.0	0.0	± 1.1
132.0	132.0	0.0	± 1.1
131.0	131.0	0.0	± 1.1
129.0	129.0	0.0	± 1.1
124.0	124.0	0.0	± 1.1
119.0	119.0	0.0	± 1.1
114.0	114.0	0.0	± 1.1
109.0	109.0	0.0	± 1.1
104.0	104.0	0.0	± 1.1
99.0	99.0	0.0	± 1.1
94.0	94.0	0.0	± 1.1
89.0	89.0	0.0	± 1.1
84.0	84.0	0.0	± 1.1
79.0	79.0	0.0	± 1.1
74.0	74.0	0.0	± 1.1
69.0	69.0	0.0	± 1.1
64.0	64.0	0.0	± 1.1
59.0	59.0	0.0	± 1.1
54.0	54.0	0.0	± 1.1
49.0	49.0	0.0	± 1.1
44.0	44.0	0.0	± 1.1
39.0	39.0	0.0	± 1.1
34.0	34.0	0.0	± 1.1
30.0	30.0	0.0	± 1.1
29.0	28.9	-0.1	± 1.1
28.0	27.9	-0.1	± 1.1
27.0	26.9	-0.1	± 1.1
26.0	25.9	-0.1	± 1.1
25.0	24.9	-0.1	± 1.1

QF-TS12-04-04-020664

T. R. K.

## Continuation of Calibration Certificate

Cert. No. : ACL22032  
Job No. : VC65AC0040  
Pages : 7 of 8

## 8. Level linearity including the level range control

Range	Anticipated Value ( dB )	Measured Value ( dB )	Deviated Value ( dB )	Acceptance Limits ( dB )
Auto	94.0	94.0	0.0	±1.1

## 9. Tone burst response

Time Weighting	Tone burst duration, Tb ( ms )	Cycle	Anticipated Value ( dB )	Measured Value ( dB )	Deviated Value ( dB )	Acceptance Limits ( dB )
Fast	0.25	1	108.0	107.9	-0.1	1.5 ; -5.0
	2	8	117.0	117.0	0.0	1.0 ; -2.5
	200	800	134.0	134.0	0.0	±1.0
Slow	2	8	108.0	108.0	0.0	1.5 ; -5.0
	200	800	127.6	127.6	0.0	±1.0
SEL	0.25	1	99.0	98.9	-0.1	1.5 ; -5.0
	2	8	108.0	108.0	0.0	1.0 ; -2.5
	200	800	128.0	128.0	0.0	±1.0

## 10. Peak C sound level

Number of cycle in test signal	Anticipated Value ( dB )	Measured Value, L <sub>peak</sub> ( dB )	Deviated Value ( dB )	Acceptance Limits ( dB )
Continuous	133.0	133.0	0.0	-
One	136.4	136.4	0.0	±3.0

Number of cycle in test signal	Anticipated Value ( dB )	Measured Value ( dB )	Deviated Value ( dB )	Acceptance Limits ( dB )
Continuous	133.0	133.0	0.0	-
Positive half cycle	135.4	135.1	-0.3	±2.0
Negative half cycle	135.4	135.1	-0.3	±2.0

QF-TS12-04-04-020664

T. R. K.

## Continuation of Calibration Certificate

Cert. No. : ACL22032  
Job No. : VC65AC0040  
Pages : 8 of 8

## 11. Overload indication

Measured value ( dB )		Deviated Value ( dB )	Acceptance Limits ( dB )
Positive one-half cycle	Negative one-half cycle		
89.5	89.4	-0.1	±1.5

## 12. High level stability

Frequency Weighting	SLM Display at initial ( dB )	SLM Display at final ( dB )	Deviated Value ( dB )	Acceptance Limits ( dB )
A - weight	137.0	137.0	0.0	±0.3

The reported uncertainty is based on a standard uncertainty multiplied by coverage factor  $k = 2$  or any value following calculation, providing a level of confidence of approximately 95 %

End of Calibration Certificate

QF-TS12-04-04-020664

T. Petchur

451-451/1 Sirinthorn Rd, Bangbunru, Bangplud Bangkok 10700 THAILAND.  
Tel.0-2435-8800 Fax.0-2433-1679 e-mail:cal-center@sithiporn.com http://www.sithiporn.comCert. No. : ACL22056  
Pages : 1 of 8

## Calibration Certificate

Equipment : SOUND LEVEL METER  
Manufacturer : RION  
Model : NL-42/ Microphone UC-52 / Preamplifier NH-24  
Serial No. : 00296516 / 180412 / 88182  
ID No. : RYG\_FS0433

Condition As Found : GOOD

Customer : ALS LABORATORY GROUP (THAILAND) CO., LTD.  
104 PHATTHANAKAN 40, PHATTHANAKAN ROAD,  
KHWAENG PHATTHANAKAN, KHET SUAN LUANG,  
BANGKOK, 10250 THAILAND,

Location : -  
Ambient Temperature : ( 23.0 ± 3 ) °C  
Pressure : ( 101.3 ± 3 ) kPa  
Relative Humidity : ( 50.0 ± 20 ) %

Received Date : 14 JANUARY 2022  
Calibration Date : 21-24 JANUARY 2022  
Date of Issue : 25 JANUARY 2022



Calibrated by : Nathakorn Pisutpaisan

Approved by :

T. Petchur  
( Thanakul Petchurai )

This certificate is issued in accordance with the requirements of ISO/IEC 17025 standard, may not be reproduced other than in full, except with the prior written approval of the head of Calibration Laboratory.

QF-TS12-04-04-020664

## Continuation of Calibration Certificate

Cert. No. : ACL22056  
Job No. : VC65AC0043  
Pages : 2 of 8

Calibration Procedure : CP-AC-01

## Calibration Method :

This equipment was calibrated by based on IEC-61672-3 (2013) Standard for sound level meter (SLM).  
The SLM had tests to Acoustical and Electrical signal tests of frequency weighting with Anechoic chamber and Reference Standard Instruments.

For tests results of each items were made by observation of each Instruments display and also with SLM's display.

## Condition of this result of calibration :

## 1. Reference Standard Instruments :

Instrument	Model	Serial No.	Cert. No.	Due Date
Waveform Generator	33210A	MY48017076	EF-0012-21	10-Feb-22
Waveform Generator	33511B	MY52302742	EF-0011-21	10-Feb-22
Digital Multimeter	33461A	MY53220104	EEL-BP_05/0264	10-Feb-22
Digital Multimeter	33461A	MY53220076	EEL-BP_03/0264	08-Feb-22
Digital Multimeter	34461A	MY60024273	1-15180725251-1	15-Sep-22
Programmable Attenuator	MAT-1070	62100114	1500-07774E	08-Mar-22
Condenser Microphone	4180	2977900	AA-1008-21	05-Feb-22
Measuring Amplifier	NA-42KAI	34560495	AA-3003-21	16-Feb-22

2. This result of calibration was found accurate as shown on date and place of calibration for this calibrated item only.

3. This certificate is traceable to the international system of unit maintained at :

- 3.1 National Institute of Metrology (Thailand).  
3.2 Thailand Institute of Scientific and Technological Research (TISTR).

## Continuation of Calibration Certificate

Cert. No. : ACL22056  
Job No. : VC65AC0043  
Pages : 3 of 8

## Summary of Measurement Result :

Parameter	Pass	Fail	Uncertainty (dB)	Maximum-permitted uncertainty of measurement (dB)
1. Absolute sensitivity	✓	-	0.2	N/A
2. Self-generated noise	✓	-	0.2	N/A
3. Acoustical signal tests of frequency weightings				
125 Hz	✓	-	0.3	0.6
1000 Hz	✓	-	0.3	0.6
8000 Hz	✓	-	0.3	0.7
4. Electrical signal tests of frequency weightings				
For 10 Hz to 4 kHz	✓	-	0.3	0.6
For > 4 kHz to 10 kHz	✓	-	0.3	0.7
For > 10 kHz to 20 kHz	-	-	-	1.0
5. Frequency and time weightings at 1 kHz	✓	-	0.2	0.2
6. Long - term stability	✓	-	0.1	0.1
7. Level linearity on the reference level range	✓	-	0.2	0.3
8. Level linearity including the level range control	✓	-	0.2	0.3
9. Tone burst response	✓	-	0.2	0.3
10. Peak C sound level	✓	-	0.2	0.35
11. Overload indication	✓	-	0.2	0.25
12. High level stability	✓	-	0.1	0.1

QF-TS12-04-04-020664

T. Petchur

QF-TS12-04-04-020664

T. Petchur

## Continuation of Calibration Certificate

Cert. No. : ACL22056  
Job No. : VC65AC0043  
Pages : 4 of 8

## Result of calibration :

## 1. Absolute sensitivity

Reference Acoustic Signal ( dB )	Measured Value ( dB )	Deviation ( dB )	Acceptance Limit ( dB )
93.9 (93.96)	93.9	0.0	±0.3

## 2. Self-generated noise

## 2.1 Normal test

Measured Value ( dB )
14.8

2.2 The microphone of the sound level meter was replaced by electrical signal input device.

Frequency Weighting	Measured value ( dB )
A - weight	11.6
C - weight	17.7
Flat	23.4

## 3. Acoustical signal tests of frequency weightings

Meter free-field acoustic response at a level of 84 dB

Frequency ( Hz )	Deviation from various frequency weighting response curve (dB)			
	Flat	C-weight	A-weight	Acceptance Limits
125	0.1	0.1	0.1	± 1.5
1000	-0.1	-0.1	-0.1	± 1.0
8000	0.7	0.7	0.7	±5.0

QF-TS12-04-04-020664

P.T.A.

## Continuation of Calibration Certificate

Cert. No. : ACL22056  
Job No. : VC65AC0043  
Pages : 5 of 8

## 4. Electrical signal tests of frequency weightings

Weighting network response with relative to 1 kHz.

Frequency ( Hz )	Deviation from various frequency weighting response curve (dB)			
	Flat	C-weight	A-weight	Acceptance Limits
63	0.0	-0.1	0.0	±2.0
125	0.0	0.0	0.0	±1.5
250	0.0	0.0	0.0	±1.5
500	0.0	0.0	0.0	±1.5
1000	0.0	0.0	0.0	±1.0
2000	0.0	0.0	0.0	±2.0
4000	0.0	0.0	0.0	±3.0
8000	0.0	0.1	0.1	±5.0

## 5. Frequency and time weightings at 1 kHz

## 5.1 Frequency weightings at 1 kHz

Frequency Weighting	Measured Value ( dB )	Deviated Value ( dB )	Acceptance Limits ( dB )
A - weight	94.0	0.0	-
C - weight	94.0	0.0	± 0.2
Flat	94.0	0.0	± 0.2

## 5.2 Time weighting at 1 kHz

Frequency Weighting	Measured Value ( dB )	Deviated Value ( dB )	Acceptance Limits ( dB )
Fast	94.0	0.0	-
Slow	94.0	0.0	± 0.1
Leq	94.0	0.0	± 0.1

## 6. Long - term stability

Frequency Weighting	SLM Display at initial ( dB )	SLM Display at final ( dB )	Deviated Value ( dB )	Acceptance Limits ( dB )
A - weight	94.0	94.0	0.0	± 0.3

QF-TS12-04-04-020664

P.T.A.

## Continuation of Calibration Certificate

Cert. No. : ACL22056  
Job No. : VC65AC0043  
Pages : 6 of 8

## 7. Level linearity on the reference level range

Anticipated Value ( dB )	Measured Value ( dB )	Deviated Value ( dB )	Acceptance Limits ( dB )
137.0	137.0	0.0	± 1.1
136.0	136.0	0.0	± 1.1
135.0	135.0	0.0	± 1.1
134.0	134.0	0.0	± 1.1
133.0	133.0	0.0	± 1.1
132.0	132.0	0.0	± 1.1
131.0	131.0	0.0	± 1.1
129.0	129.0	0.0	± 1.1
124.0	124.0	0.0	± 1.1
119.0	119.0	0.0	± 1.1
114.0	114.0	0.0	± 1.1
109.0	109.0	0.0	± 1.1
104.0	104.0	0.0	± 1.1
99.0	99.0	0.0	± 1.1
94.0	94.0	0.0	± 1.1
89.0	89.0	0.0	± 1.1
84.0	84.0	0.0	± 1.1
79.0	79.0	0.0	± 1.1
74.0	74.0	0.0	± 1.1
69.0	69.0	0.0	± 1.1
64.0	64.0	0.0	± 1.1
59.0	59.0	0.0	± 1.1
54.0	53.9	-0.1	± 1.1
49.0	49.0	0.0	± 1.1
44.0	43.9	-0.1	± 1.1
39.0	38.9	-0.1	± 1.1
34.0	33.9	-0.1	± 1.1
30.0	29.9	-0.1	± 1.1
29.0	28.9	-0.1	± 1.1
28.0	27.9	-0.1	± 1.1
27.0	27.0	0.0	± 1.1
26.0	25.9	-0.1	± 1.1
25.0	25.0	0.0	± 1.1

QF-TS12-04-04-020664

P.T.A.

## Continuation of Calibration Certificate

Cert. No. : ACL22056  
Job No. : VC65AC0043  
Pages : 7 of 8

## 8. Level linearity including the level range control

Range	Anticipated Value ( dB )	Measured Value ( dB )	Deviated Value ( dB )	Acceptance Limits ( dB )
Auto	94.0	94.0	0.0	±1.1

## 9. Tone burst response

Time Weighting	Tone burst duration, Tb ( ms )	Cycle	Anticipated Value ( dB )	Measured Value ( dB )	Deviated Value ( dB )	Acceptance Limits ( dB )
Fast	0.25	1	108.0	107.9	-0.1	1.5 ; -5.0
	2	8	117.0	117.0	0.0	1.0 ; -2.5
	200	800	134.0	134.0	0.0	±1.0
Slow	2	8	108.0	108.0	0.0	1.5 ; -5.0
	200	800	127.6	127.6	0.0	±1.0
SEL	0.25	1	99.0	98.9	-0.1	1.5 ; -5.0
	2	8	108.0	108.0	0.0	1.0 ; -2.5
	200	800	128.0	128.0	0.0	±1.0

## 10. Peak C sound level

Number of cycle in test signal	Anticipated Value ( dB )	Measured Value, L <sub>peak</sub> ( dB )	Deviated Value ( dB )	Acceptance Limits ( dB )
Continuous	133.0	133.0	0.0	-
One	136.4	136.1	-0.3	±3.0

Number of cycle in test signal	Anticipated Value ( dB )	Measured Value ( dB )	Deviated Value ( dB )	Acceptance Limits ( dB )
Continuous	133.0	133.0	0.0	-
Positive half cycle	135.4	135.2	-0.2	±2.0
Negative half cycle	135.4	135.2	-0.2	±2.0

QF-TS12-04-04-020664

P.T.A.

## Continuation of Calibration Certificate

Cert. No. : ACL22056  
Job No. : VC65AC0043  
Pages : 8 of 8

## 11. Overload indication

Measured value ( dB )		Deviated Value ( dB )	Acceptance Limits ( dB )
Positive one-half cycle	Negative one-half cycle		
89.7	89.5	-0.2	±1.5

## 12. High level stability

Frequency Weighting	SLM Display at initial ( dB )	SLM Display at final ( dB )	Deviated Value ( dB )	Acceptance Limits ( dB )
A - weight	137.0	137.0	0.0	±0.3

The reported uncertainty is based on a standard uncertainty multiplied by coverage factor  $k = 2$  or any value following calculation, providing a level of confidence of approximately 95 %

End of Calibration Certificate

QF-TS12-04-04-020664

T. Petchur

451-451/1 Sirinthorn Rd, Bangumru, Bangplud Bangkok 10700 THAILAND.  
Tel.0-2435-8800 Fax.0-2433-1679 e-mail:cal-center@sithiporn.com http://www.sithiporn.comCert. No. : ACL22027  
Pages : 1 of 8

## Calibration Certificate

Equipment : SOUND LEVEL METER  
Manufacturer : RION  
Model : NL-42/ Microphone UC-52 / Preamplifier NH-24  
Serial No.: 00900072 / 188465 / 01734  
ID No.: RYG\_FS0493

Condition As Found : GOOD

Customer : ALS LABORATORY GROUP (THAILAND) CO., LTD.  
104 PHATTHANAKAN 40, PHATTHANAKAN ROAD,  
KHWAENG PHATTHANAKAN, KHET SUAN LUANG,  
BANGKOK, 10250 THAILAND.

Location : -  
Ambient Temperature : ( 23.0 ± 3 ) °C  
Pressure : ( 101.3 ± 3 ) kPa  
Relative Humidity : ( 50.0 ± 20 ) %  
Received Date : 05 JANUARY 2022  
Calibration Date : 10-12 JANUARY 2022  
Date of Issue : 13 JANUARY 2022



Calibrated by : Nathakorn Pisutpaisan

Approved by :

T. Petchur  
( Thanakul Petchurai )

This certificate is issued in accordance with the requirements of ISO/IEC 17025 standard, may not be reproduced other than in full, except with the prior written approval of the head of Calibration Laboratory.

QF-TS12-04-04-020664

## Continuation of Calibration Certificate

Cert. No. : ACL22027  
Job No. : VC65AC0040  
Pages : 2 of 8

Calibration Procedure : CP-AC-01

## Calibration Method :

This equipment was calibrated by based on IEC-61672-3 (2013) Standard for sound level meter (SLM).  
The SLM had tests to Acoustical and Electrical signal tests of frequency weighting with Anechoic chamber and Reference Standard Instruments.  
For tests results of each items were made by observation of each Instruments display and also with SLM's display.

## Condition of this result of calibration :

## 1. Reference Standard Instruments :

Instrument	Model	Serial No.	Cert. No.	Due Date
Waveform Generator	33210A	MY48017076	EF-0012-21	10-Feb-22
Waveform Generator	33511B	MY52302742	EF-0011-21	10-Feb-22
Digital Multimeter	33461A	MY53220104	EEL-BP_05/0264	10-Feb-22
Digital Multimeter	33461A	MY53220076	EEL-BP_03/0264	08-Feb-22
Digital Multimeter	34461A	MY60024273	1-15180725251-1	15-Sep-22
Programmable Attenuator	MAT-1070	62100114	1500-07774E	08-Mar-22
Condenser Microphone	4180	2977900	AA-1008-21	05-Feb-22
Measuring Amplifier	NA-42KAI	34560495	AA-3003-21	16-Feb-22

2. This result of calibration was found accurate as shown on date and place of calibration for this calibrated item only.

3. This certificate is traceable to the international system of unit maintained at :

- 3.1 National Institute of Metrology (Thailand).
- 3.2 Thailand Institute of Scientific and Technological Research (TISTR).

QF-TS12-04-04-020664

T. Petchur

## Continuation of Calibration Certificate

Cert. No. : ACL22027  
Job No. : VC65AC0040  
Pages : 3 of 8

## Summary of Measurement Result :

Parameter	Pass	Fail	Uncertainty (dB)	Maximum-permitted uncertainty of measurement (dB)
1. Absolute sensitivity	✓	-	0.2	N/A
2. Self-generated noise	✓	-	0.2	N/A
3. Acoustical signal tests of frequency weightings				
125 Hz	✓	-	0.3	0.6
1000 Hz	✓	-	0.3	0.6
8000 Hz	✓	-	0.3	0.7
4. Electrical signal tests of frequency weightings				
For 10 Hz to 4 kHz	✓	-	0.3	0.6
For > 4 kHz to 10 kHz	✓	-	0.3	0.7
For > 10 kHz to 20 kHz	-	-	-	1.0
5. Frequency and time weightings at 1 kHz	✓	-	0.2	0.2
6. Long - term stability	✓	-	0.1	0.1
7. Level linearity on the reference level range	✓	-	0.2	0.3
8. Level linearity including the level range control	✓	-	0.2	0.3
9. Tone burst response	✓	-	0.2	0.3
10. Peak C' sound level	✓	-	0.2	0.35
11. Overload indication	✓	-	0.2	0.25
12. High level stability	✓	-	0.1	0.1

QF-TS12-04-04-020664

T. Petchur

## Continuation of Calibration Certificate

Cert. No. : ACL22027  
Job No. : VC65AC0040  
Pages : 4 of 8

## Result of calibration :

## 1. Absolute sensitivity

Reference Acoustic Signal ( dB )	Measured Value ( dB )	Deviation ( dB )	Acceptance Limit ( dB )
93.9 (93.96)	93.9	0.0	±0.3

## 2. Self-generated noise

## 2.1 Normal test

Measured Value ( dB )
14.8

## 2.2 The microphone of the sound level meter was replaced by electrical signal input device.

Frequency Weighting	Measured value ( dB )
A - weight	9.9
C - weight	16.9
Flat	22.6

## 3. Acoustical signal tests of frequency weightings

Meter free-field acoustic response at a level of 84 dB

Frequency ( Hz )	Deviation from various frequency weighting response curve (dB)			
	Flat	C-weight	A-weight	Acceptance Limits
125	0.4	0.4	0.4	± 1.5
1000	0.0	0.0	0.0	± 1.0
8000	-1.2	-1.1	-1.1	±5.0

QF-TS12-04-04-020664

T. Petch.

## Continuation of Calibration Certificate

Cert. No. : ACL22027  
Job No. : VC65AC0040  
Pages : 5 of 8

## 4. Electrical signal tests of frequency weightings

Weighting network response with relative to 1 kHz.

Frequency ( Hz )	Deviation from various frequency weighting response curve (dB)			
	Flat	C-weight	A-weight	Acceptance Limits
63	-0.1	-0.1	-0.1	±2.0
125	0.0	0.0	-0.1	±1.5
250	0.0	0.0	-0.1	±1.5
500	0.0	0.0	-0.1	±1.5
1000	0.0	0.0	0.0	±1.0
2000	0.0	0.0	0.0	±2.0
4000	0.0	0.0	0.0	±3.0
8000	0.0	0.0	0.0	±5.0

## 5. Frequency and time weightings at 1 kHz

## 5.1 Frequency weightings at 1 kHz

Frequency Weighting	Measured Value ( dB )	Deviated Value ( dB )	Acceptance Limits ( dB )
A - weight	94.0	0.0	-
C - weight	94.0	0.0	± 0.2
Flat	94.0	0.0	± 0.2

## 5.2 Time weighting at 1 kHz

Frequency Weighting	Measured Value ( dB )	Deviated Value ( dB )	Acceptance Limits ( dB )
Fast	94.0	0.0	-
Slow	94.0	0.0	± 0.1
Leq	94.0	0.0	± 0.1

## 6. Long - term stability

Frequency Weighting	SLM Display at initial ( dB )	SLM Display at final ( dB )	Deviated Value ( dB )	Acceptance Limits ( dB )
A - weight	94.0	94.0	0.0	± 0.3

QF-TS12-04-04-020664

T. Petch.

## Continuation of Calibration Certificate

Cert. No. : ACL22027  
Job No. : VC65AC0040  
Pages : 6 of 8

## 7. Level linearity on the reference level range

Anticipated Value ( dB )	Measured Value ( dB )	Deviated Value ( dB )	Acceptance Limits ( dB )
137.0	137.0	0.0	± 1.1
136.0	136.0	0.0	± 1.1
135.0	135.1	0.1	± 1.1
134.0	134.1	0.1	± 1.1
133.0	133.0	0.0	± 1.1
132.0	132.0	0.0	± 1.1
131.0	131.0	0.0	± 1.1
129.0	129.0	0.0	± 1.1
124.0	124.0	0.0	± 1.1
119.0	119.1	0.1	± 1.1
114.0	114.0	0.0	± 1.1
109.0	109.0	0.0	± 1.1
104.0	104.1	0.1	± 1.1
99.0	99.0	0.0	± 1.1
94.0	94.0	0.0	± 1.1
89.0	89.0	0.0	± 1.1
84.0	84.0	0.0	± 1.1
79.0	79.0	0.0	± 1.1
74.0	74.0	0.0	± 1.1
69.0	69.0	0.0	± 1.1
64.0	64.0	0.0	± 1.1
59.0	59.0	0.0	± 1.1
54.0	54.0	0.0	± 1.1
49.0	49.0	0.0	± 1.1
44.0	44.0	0.0	± 1.1
39.0	39.0	0.0	± 1.1
34.0	34.0	0.0	± 1.1
30.0	30.0	0.0	± 1.1
29.0	29.0	0.0	± 1.1
28.0	28.0	0.0	± 1.1
27.0	27.0	0.0	± 1.1
26.0	26.1	0.1	± 1.1
25.0	25.1	0.1	± 1.1

QF-TS12-04-04-020664

T. Petch.

## Continuation of Calibration Certificate

Cert. No. : ACL22027  
Job No. : VC65AC0040  
Pages : 7 of 8

## 8. Level linearity including the level range control

Range	Anticipated Value ( dB )	Measured Value ( dB )	Deviated Value ( dB )	Acceptance Limits ( dB )
Auto	94.0	94.0	0.0	±1.1

## 9. Tone burst response

Time Weighting	Tone burst duration, Tb ( ms )	Cycle	Anticipated Value ( dB )	Measured Value ( dB )	Deviated Value ( dB )	Acceptance Limits ( dB )
Fast	0.25	1	108.0	107.9	-0.1	1.5 ; -5.0
	2	8	117.0	116.9	-0.1	1.0 ; -2.5
	200	800	134.0	134.0	0.0	±1.0
Slow	2	8	108.0	108.0	0.0	1.5 ; -5.0
	200	800	127.6	127.6	0.0	±1.0
SEL	0.25	1	99.0	98.8	-0.2	1.5 ; -5.0
	2	8	108.0	107.9	-0.1	1.0 ; -2.5
	200	800	128.0	128.0	0.0	±1.0

## 10. Peak C sound level

Number of cycle in test signal	Anticipated Value ( dB )	Measured Value, Lepeak ( dB )	Deviated Value ( dB )	Acceptance Limits ( dB )
Continuous	133.0	133.0	0.0	-
One	136.4	136.0	-0.4	±3.0

Number of cycle in test signal	Anticipated Value ( dB )	Measured Value ( dB )	Deviated Value ( dB )	Acceptance Limits ( dB )
Continuous	133.0	133.0	0.0	-
Positive half cycle	135.4	135.1	-0.3	±2.0
Negative half cycle	135.4	135.1	-0.3	±2.0

QF-TS12-04-04-020664

T. Petch.

## Continuation of Calibration Certificate

Cert. No. : ACL22027  
Job No. : VC65AC0040  
Pages : 8 of 8

## 11. Overload indication

Measured value ( dB )		Deviated Value	Acceptance Limits
Positive one-half cycle	Negative one-half cycle	( dB )	( dB )
89.6	89.6	0.0	±1.5

## 12. High level stability

Frequency Weighting	SLM Display at initial ( dB )	SLM Display at final ( dB )	Deviated Value ( dB )	Acceptance Limits ( dB )
A - weight	137.0	137.0	0.0	±0.3

The reported uncertainty is based on a standard uncertainty multiplied by coverage factor  $k = 2$  or any value following calculation, providing a level of confidence of approximately 95 %

End of Calibration Certificate

QF-TS12-04-04-020664

T. Petchur

451-451/1 Sirinthorn Rd., Bangbunru, Bangplud Bangkok 10700 THAILAND.  
Tel:0-2435-8800 Fax:0-2433-1679 e-mail:center@sithiporn.com http://www.sithiporn.comCert. No. : ACL22024  
Pages : 1 of 8

## Calibration Certificate

Equipment : SOUND LEVEL METER  
Manufacturer : RION  
Model : NL-42/ Microphone UC-52 / Preamplifier NH-24  
Serial No. : 00709746 / 187332 / 01297  
ID No. : RYG\_FS0491

Condition As Found : GOOD

Customer : ALS LABORATORY GROUP (THAILAND) CO., LTD.  
104 PHATTHANAKAN 40, PHATTHANAKAN ROAD,  
KHWAENG PHATTHANAKAN, KHET SUAN LUANG,  
BANGKOK, 10250 THAILAND.

Location :  
Ambient Temperature : ( 23.0 ± 3 ) °C  
Pressure : ( 101.3 ± 3 ) kPa  
Relative Humidity : ( 50.0 ± 20 ) %

Received Date : 05 JANUARY 2022  
Calibration Date : 10-12 JANUARY 2022  
Date of Issue : 13 JANUARY 2022

VIEW BY : *Nithakorn P.*  
PROVED BY : *[Signature]*  
EXT CAL DATE : 10/1/23

Calibrated by : Nathakorn Pisutpaisan

Approved by :

*T. Petchur*  
( Thanakul Petchurai )

This certificate is issued in accordance with the requirements of ISO/IEC 17025 standard, may not be reproduced other than in full, except with the prior written approval of the head of Calibration Laboratory.

QF-TS12-04-04-020664

## Continuation of Calibration Certificate

Cert. No. : ACL22024  
Job No. : VC65AC0040  
Pages : 2 of 8

Calibration Procedure : CP-AC-01

## Calibration Method :

This equipment was calibrated by based on IEC-61672-3 (2013) Standard for sound level meter (SLM).  
The SLM had tests to Acoustical and Electrical signal tests of frequency weighting with Anechoic chamber and Reference Standard Instruments.

For tests results of each items were made by observation of each Instruments display and also with SLM's display.

## Condition of this result of calibration :

## 1. Reference Standard Instruments :

Instrument	Model	Serial No.	Cert. No.	Due Date
Waveform Generator	33210A	MY48017076	EF-0012-21	10-Feb-22
Waveform Generator	33511B	MY52302742	EF-0011-21	10-Feb-22
Digital Multimeter	33461A	MY53220104	EEL_BP_05/0264	10-Feb-22
Digital Multimeter	33461A	MY53220076	EEL_BP_03/0264	08-Feb-22
Digital Multimeter	34461A	MY60024273	I-15180725251-I	15-Sep-22
Programmable Attenuator	MAT-1070	62100114	1500-07774E	08-Mar-22
Condenser Microphone	4180	2977900	AA-1008-21	05-Feb-22
Measuring Amplifier	NA-42KAI	34560495	AA-3003-21	16-Feb-22

2. This result of calibration was found accurate as shown on date and place of calibration for this calibrated item only.

3. This certificate is traceable to the international system of unit maintained at :

- 3.1 National Institute of Metrology (Thailand).  
3.2 Thailand Institute of Scientific and Technological Research (TISTR).

## Continuation of Calibration Certificate

Cert. No. : ACL22024  
Job No. : VC65AC0040  
Pages : 3 of 8

## Summary of Measurement Result :

Parameter	Pass	Fail	Uncertainty (dB)	Maximum-permitted uncertainty of measurement (dB)
1. Absolute sensitivity	✓	-	0.2	N/A
2. Self-generated noise	✓	-	0.2	N/A
3. Acoustical signal tests of frequency weightings				
125 Hz	✓	-	0.3	0.6
1000 Hz	✓	-	0.3	0.6
8000 Hz	✓	-	0.3	0.7
4. Electrical signal tests of frequency weightings				
For 10 Hz to 4 kHz	✓	-	0.3	0.6
For > 4 kHz to 10 kHz	✓	-	0.3	0.7
For > 10 kHz to 20 kHz	-	-	-	1.0
5. Frequency and time weightings at 1 kHz	✓	-	0.2	0.2
6. Long - term stability	✓	-	0.1	0.1
7. Level linearity on the reference level range	✓	-	0.2	0.3
8. Level linearity including the level range control	✓	-	0.2	0.3
9. Tone burst response	✓	-	0.2	0.3
10. Peak C sound level	✓	-	0.2	0.35
11. Overload indication	✓	-	0.2	0.25
12. High level stability	✓	-	0.1	0.1

QF-TS12-04-04-020664

T. Petchur

QF-TS12-04-04-020664

T. Petchur

## Continuation of Calibration Certificate

Cert. No. : ACL22024  
Job No. : VC65AC0040  
Pages : 4 of 8

## Result of calibration :

## 1. Absolute sensitivity

Reference Acoustic Signal ( dB )	Measured Value ( dB )	Deviation ( dB )	Acceptance Limit ( dB )
93.9 (93.96)	93.9	0.0	±0.3

## 2. Self-generated noise

## 2.1 Normal test

Measured Value ( dB )
15.1

## 2.2 The microphone of the sound level meter was replaced by electrical signal input device.

Frequency Weighting	Measured value ( dB )
A - weight	13.4
C - weight	19.8
Flat	25.2

## 3. Acoustical signal tests of frequency weightings

Meter free-field acoustic response at a level of 84 dB

Frequency ( Hz )	Deviation from various frequency weighting response curve (dB)			
	Flat	C-weight	A-weight	Acceptance Limits
125	0.1	0.1	0.1	± 1.5
1000	0.0	0.0	0.0	± 1.0
8000	1.1	1.2	1.2	±5.0

QF-TS12-04-04-020664

T. Rth.

## Continuation of Calibration Certificate

Cert. No. : ACL22024  
Job No. : VC65AC0040  
Pages : 5 of 8

## 4. Electrical signal tests of frequency weightings

Weighting network response with relative to 1 kHz.

Frequency ( Hz )	Deviation from various frequency weighting response curve (dB)			
	Flat	C-weight	A-weight	Acceptance Limits
63	-0.1	0.0	-0.1	±2.0
125	0.0	0.0	0.0	±1.5
250	0.0	0.0	0.0	±1.5
500	0.0	0.1	0.0	±1.5
1000	0.0	0.0	0.0	±1.0
2000	0.0	0.1	0.0	±2.0
4000	0.0	0.0	0.0	±3.0
8000	0.0	0.1	0.1	±5.0

## 5. Frequency and time weightings at 1 kHz

## 5.1 Frequency weightings at 1 kHz

Frequency Weighting	Measured Value ( dB )	Deviated Value ( dB )	Acceptance Limits ( dB )
A - weight	94.0	0.0	-
C - weight	94.0	0.0	± 0.2
Flat	94.0	0.0	± 0.2

## 5.2 Time weighting at 1 kHz

Frequency Weighting	Measured Value ( dB )	Deviated Value ( dB )	Acceptance Limits ( dB )
Fast	94.0	0.0	-
Slow	94.0	0.0	± 0.1
Leq	94.0	0.0	± 0.1

## 6. Long - term stability

Frequency Weighting	SLM Display at initial ( dB )	SLM Display at final ( dB )	Deviated Value ( dB )	Acceptance Limits ( dB )
A - weight	94.0	94.0	0.0	± 0.3

QF-TS12-04-04-020664

T. Rth.

## Continuation of Calibration Certificate

Cert. No. : ACL22024  
Job No. : VC65AC0040  
Pages : 6 of 8

## 7. Level linearity on the reference level range

Anticipated Value ( dB )	Measured Value ( dB )	Deviated Value ( dB )	Acceptance Limits ( dB )
137.0	137.0	0.0	± 1.1
136.0	136.0	0.0	± 1.1
135.0	135.0	0.0	± 1.1
134.0	134.0	0.0	± 1.1
133.0	133.0	0.0	± 1.1
132.0	132.0	0.0	± 1.1
131.0	131.0	0.0	± 1.1
129.0	129.0	0.0	± 1.1
124.0	124.0	0.0	± 1.1
119.0	119.0	0.0	± 1.1
114.0	114.0	0.0	± 1.1
109.0	109.0	0.0	± 1.1
104.0	104.0	0.0	± 1.1
99.0	99.0	0.0	± 1.1
94.0	94.0	0.0	± 1.1
89.0	89.0	0.0	± 1.1
84.0	84.0	0.0	± 1.1
79.0	79.0	0.0	± 1.1
74.0	74.0	0.0	± 1.1
69.0	69.0	0.0	± 1.1
64.0	64.0	0.0	± 1.1
59.0	59.0	0.0	± 1.1
54.0	54.0	0.0	± 1.1
49.0	49.0	0.0	± 1.1
44.0	44.0	0.0	± 1.1
39.0	39.0	0.0	± 1.1
34.0	34.0	0.0	± 1.1
30.0	30.0	0.0	± 1.1
29.0	29.0	0.0	± 1.1
28.0	28.0	0.0	± 1.1
27.0	27.1	0.1	± 1.1
26.0	26.1	0.1	± 1.1
25.0	25.1	0.1	± 1.1

QF-TS12-04-04-020664

T. Rth.

## Continuation of Calibration Certificate

Cert. No. : ACL22024  
Job No. : VC65AC0040  
Pages : 7 of 8

## 8. Level linearity including the level range control

Range	Anticipated Value ( dB )	Measured Value ( dB )	Deviated Value ( dB )	Acceptance Limits ( dB )
Auto	94.0	94.0	0.0	±1.1

## 9. Tone burst response

Time Weighting	Tone burst duration, Tb ( ms )	Cycle	Anticipated Value ( dB )	Measured Value ( dB )	Deviated Value ( dB )	Acceptance Limits ( dB )
Fast	0.25	1	108.0	108.0	0.0	1.5 ; -5.0
	2	8	117.0	117.0	0.0	1.0 ; -2.5
	200	800	134.0	134.1	0.1	±1.0
Slow	2	8	108.0	108.0	0.0	1.5 ; -5.0
	200	800	127.6	127.6	0.0	±1.0
	0.25	1	99.0	98.9	-0.1	1.5 ; -5.0
SEL	2	8	108.0	108.0	0.0	1.0 ; -2.5
	200	800	128.0	128.1	0.1	±1.0

## 10. Peak C sound level

Number of cycle in test signal	Anticipated Value ( dB )	Measured Value, L <sub>peak</sub> ( dB )	Deviated Value ( dB )	Acceptance Limits ( dB )
Continuous	133.0	133.0	0.0	-
One	136.4	135.5	-0.9	±3.0

Number of cycle in test signal	Anticipated Value ( dB )	Measured Value ( dB )	Deviated Value ( dB )	Acceptance Limits ( dB )
Continuous	133.0	133.1	0.1	-
Positive half cycle	135.4	135.2	-0.2	±2.0
Negative half cycle	135.4	135.2	-0.2	±2.0

QF-TS12-04-04-020664

T. Rth.

## Continuation of Calibration Certificate

Cert. No. : ACL22024  
Job No. : VC65AC0040  
Pages : 8 of 8

## 11. Overload indication

Measured value ( dB )		Deviated Value ( dB )	Acceptance Limits ( dB )
Positive one-half cycle	Negative one-half cycle		
89.6	89.6	0.0	±1.5

## 12. High level stability

Frequency Weighting	SLM Display at initial ( dB )	SLM Display at final ( dB )	Deviated Value ( dB )	Acceptance Limits ( dB )
A - weight	137.0	136.9	0.1	±0.3

The reported uncertainty is based on a standard uncertainty multiplied by coverage factor  $k = 2$  or any value following calculation, providing a level of confidence of approximately 95 %

End of Calibration Certificate

QF-TS12-04-04-020664

T. Petchurai

451-451/1 Sirinthorn Rd, Bangbunru, Banglud Bangkok 10700 THAILAND  
Tel.0-2435-8800 Fax.0-2433-1679 e-mail:cal-center@sithiporn.com http://www.sithiporn.comCert. No. : ACL22057  
Pages : 1 of 8

## Calibration Certificate

Equipment : SOUND LEVEL METER  
Manufacturer : RION  
Model : NL-42/ Microphone UC-52 / Preamplifier NH-24  
Serial No.: 00296517 / 179120 / 87527  
ID No.: RYG\_FS0434

Condition As Found : GOOD

Customer : ALS LABORATORY GROUP (THAILAND) CO., LTD.  
104 PHATTHANAKAN 40, PHATTHANAKAN ROAD,  
KHWAENG PHATTHANAKAN, KHET SUAN LUANG,  
BANGKOK, 10250 THAILAND.

Location : -  
Ambient Temperature : ( 23.0 ± 3 ) °C  
Pressure : ( 101.3 ± 3 ) kPa  
Relative Humidity : ( 50.0 ± 20 ) %  
Received Date : 14 JANUARY 2022  
Calibration Date : 21-24 JANUARY 2022  
Date of Issue : 25 JANUARY 2022



Calibrated by : Nathakorn Pisutpaisan

Approved by :

T. Petchurai  
( Thanakul Petchurai )

This certificate is issued in accordance with the requirements of ISO/IEC 17025 standard, may not be reproduced other than in full, except with the prior written approval of the head of Calibration Laboratory.

QF-TS12-04-04-020664

## Continuation of Calibration Certificate

Cert. No. : ACL22057  
Job No. : VC65AC0043  
Pages : 2 of 8

Calibration Procedure : CP-AC-01

## Calibration Method :

This equipment was calibrated by based on IEC-61672-3 (2013) Standard for sound level meter (SLM).  
The SLM had tests to Acoustical and Electrical signal tests of frequency weighting with Anechoic chamber and Reference Standard Instruments.

For tests results of each items were made by observation of each Instruments display and also with SLM's display.

## Condition of this result of calibration :

## 1. Reference Standard Instruments :

Instrument	Model	Serial No.	Cert. No.	Due Date
Waveform Generator	33210A	MY48017076	EF-0012-21	10-Feb-22
Waveform Generator	33511B	MY52302742	EF-0011-21	10-Feb-22
Digital Multimeter	33461A	MY53220104	EEL_BP_05/0264	10-Feb-22
Digital Multimeter	33461A	MY53220076	EEL_BP_03/0264	08-Feb-22
Digital Multimeter	34461A	MY60024273	1-15180725251-1	15-Sep-22
Programmable Attenuator	MAT-1070	62100114	1500-07774E	08-Mar-22
Condenser Microphone	4180	2977900	AA-1008-21	05-Feb-22
Measuring Amplifier	NA-42KAI	34560495	AA-3003-21	16-Feb-22

2. This result of calibration was found accurate as shown on date and place of calibration for this calibrated item only.

3. This certificate is traceable to the international system of unit maintained at :

- 3.1 National Institute of Metrology (Thailand).
- 3.2 Thailand Institute of Scientific and Technological Research (TISTR).

QF-TS12-04-04-020664

T. Petchurai

## Continuation of Calibration Certificate

Cert. No. : ACL22057  
Job No. : VC65AC0043  
Pages : 3 of 8

## Summary of Measurement Result :

Parameter	Pass	Fail	Uncertainty (dB)	Maximum-permitted uncertainty of measurement (dB)
1. Absolute sensitivity	✓	-	0.2	N/A
2. Self-generated noise	✓	-	0.2	N/A
3. Acoustical signal tests of frequency weightings				
125 Hz	✓	-	0.3	0.6
1000 Hz	✓	-	0.3	0.6
8000 Hz	✓	-	0.3	0.7
4. Electrical signal tests of frequency weightings				
For 10 Hz to 4 kHz	✓	-	0.3	0.6
For > 4 kHz to 10 kHz	✓	-	0.3	0.7
For > 10 kHz to 20 kHz	-	-	-	1.0
5. Frequency and time weightings at 1 kHz	✓	-	0.2	0.2
6. Long - term stability	✓	-	0.1	0.1
7. Level linearity on the reference level range	✓	-	0.2	0.3
8. Level linearity including the level range control	✓	-	0.2	0.3
9. Tone burst response	✓	-	0.2	0.3
10. Peak C sound level	✓	-	0.2	0.35
11. Overload indication	✓	-	0.2	0.25
12. High level stability	✓	-	0.1	0.1

QF-TS12-04-04-020664

T. Petchurai

## Continuation of Calibration Certificate

Cert. No. : ACL22057  
Job No. : VC65AC0043  
Pages : 4 of 8

## Result of calibration :

## 1. Absolute sensitivity

Reference Acoustic Signal ( dB )	Measured Value ( dB )	Deviation ( dB )	Acceptance Limit ( dB )
93.9 (93.96)	93.9	0.0	±0.3

## 2. Self-generated noise

## 2.1 Normal test

Measured Value ( dB )
15.4

## 2.2 The microphone of the sound level meter was replaced by electrical signal input device.

Frequency Weighting	Measured value ( dB )
A - weight	11.6
C - weight	17.7
Flat	23.4

## 3. Acoustical signal tests of frequency weightings

Meter free-field acoustic response at a level of 84 dB

Frequency ( Hz )	Deviation from various frequency weighting response curve (dB)			Acceptance Limits
	Flat	C-weight	A-weight	
125	0.1	0.1	0.1	± 1.5
1000	0.0	0.0	0.0	± 1.0
8000	0.6	0.7	0.7	±5.0

QF-TS12-04-04-020664

T. Petch...

## Continuation of Calibration Certificate

Cert. No. : ACL22057  
Job No. : VC65AC0043  
Pages : 5 of 8

## 4. Electrical signal tests of frequency weightings

Weighting network response with relative to 1 kHz.

Frequency ( Hz )	Deviation from various frequency weighting response curve (dB)			Acceptance Limits
	Flat	C-weight	A-weight	
63	0.0	-0.1	0.0	±2.0
125	0.0	0.1	0.0	±1.5
250	0.0	0.0	0.0	±1.5
500	0.0	0.1	0.0	±1.5
1000	0.0	0.0	0.0	±1.0
2000	0.0	0.1	0.0	±2.0
4000	0.0	0.1	0.0	±3.0
8000	0.0	0.1	0.1	±5.0

## 5. Frequency and time weightings at 1 kHz

## 5.1 Frequency weightings at 1 kHz

Frequency Weighting	Measured Value ( dB )	Deviated Value ( dB )	Acceptance Limits ( dB )
A - weight	94.0	0.0	-
C - weight	94.0	0.0	± 0.2
Flat	94.0	0.0	± 0.2

## 5.2 Time weighting at 1 kHz

Frequency Weighting	Measured Value ( dB )	Deviated Value ( dB )	Acceptance Limits ( dB )
Fast	94.0	0.0	-
Slow	94.0	0.0	± 0.1
Leq	94.0	0.0	± 0.1

## 6. Long - term stability

Frequency Weighting	SLM Display at initial ( dB )	SLM Display at final ( dB )	Deviated Value ( dB )	Acceptance Limits ( dB )
A - weight	94.0	94.1	0.1	± 0.3

QF-TS12-04-04-020664

T. Petch...

## Continuation of Calibration Certificate

Cert. No. : ACL22057  
Job No. : VC65AC0043  
Pages : 6 of 8

## 7. Level linearity on the reference level range

Anticipated Value ( dB )	Measured Value ( dB )	Deviated Value ( dB )	Acceptance Limits ( dB )
137.0	137.0	0.0	± 1.1
136.0	136.0	0.0	± 1.1
135.0	135.0	0.0	± 1.1
134.0	134.0	0.0	± 1.1
133.0	133.0	0.0	± 1.1
132.0	132.0	0.0	± 1.1
131.0	131.0	0.0	± 1.1
129.0	129.0	0.0	± 1.1
124.0	124.0	0.0	± 1.1
119.0	119.0	0.0	± 1.1
114.0	114.0	0.0	± 1.1
109.0	109.0	0.0	± 1.1
104.0	104.1	0.1	± 1.1
99.0	99.0	0.0	± 1.1
94.0	94.0	0.0	± 1.1
89.0	89.0	0.0	± 1.1
84.0	84.0	0.0	± 1.1
79.0	79.0	0.0	± 1.1
74.0	74.0	0.0	± 1.1
69.0	69.0	0.0	± 1.1
64.0	64.0	0.0	± 1.1
59.0	59.0	0.0	± 1.1
54.0	54.0	0.0	± 1.1
49.0	49.0	0.0	± 1.1
44.0	44.0	0.0	± 1.1
39.0	39.0	0.0	± 1.1
34.0	34.0	0.0	± 1.1
30.0	30.0	0.0	± 1.1
29.0	29.0	0.0	± 1.1
28.0	28.0	0.0	± 1.1
27.0	27.1	0.1	± 1.1
26.0	26.1	0.1	± 1.1
25.0	25.1	0.1	± 1.1

QF-TS12-04-04-020664

T. Petch...

## Continuation of Calibration Certificate

Cert. No. : ACL22057  
Job No. : VC65AC0043  
Pages : 7 of 8

## 8. Level linearity including the level range control

Range	Anticipated Value ( dB )	Measured Value ( dB )	Deviated Value ( dB )	Acceptance Limits ( dB )
Auto	94.0	94.0	0.0	±1.1

## 9. Tone burst response

Time Weighting	Tone burst duration, Tb ( ms )	Cycle	Anticipated Value ( dB )	Measured Value ( dB )	Deviated Value ( dB )	Acceptance Limits ( dB )
Fast	0.25	1	108.0	108.0	0.0	1.5 ; -5.0
	2	8	117.0	117.0	0.0	1.0 ; -2.5
	200	800	134.0	134.1	0.1	±1.0
Slow	2	8	108.0	108.0	0.0	1.5 ; -5.0
	200	800	127.6	127.6	0.0	±1.0
SEL	0.25	1	99.0	98.9	-0.1	1.5 ; -5.0
	2	8	108.0	108.0	0.0	1.0 ; -2.5
	200	800	128.0	128.1	0.1	±1.0

## 10. Peak C sound level

Number of cycle in test signal	Anticipated Value ( dB )	Measured Value, L <sub>peak</sub> ( dB )	Deviated Value ( dB )	Acceptance Limits ( dB )
Continuous	133.0	133.0	0.0	-
One	136.4	136.3	-0.1	±3.0

Number of cycle in test signal	Anticipated Value ( dB )	Measured Value ( dB )	Deviated Value ( dB )	Acceptance Limits ( dB )
Continuous	133.0	133.0	0.0	-
Positive half cycle	135.4	135.1	-0.3	±2.0
Negative half cycle	135.4	135.1	-0.3	±2.0

QF-TS12-04-04-020664

T. Petch...

## Continuation of Calibration Certificate

Cert. No. : ACL22057  
Job No. : VC65AC0043  
Pages : 8 of 8

## 11. Overload Indication

Measured value ( dB )		Deviated Value	Acceptance Limits
Positive	Negative	( dB )	( dB )
one-half cycle	one-half cycle		
89.6	89.6	0.0	±1.5

## 12. High level stability

Frequency Weighting	SLM Display at initial ( dB )	SLM Display at final ( dB )	Deviated Value ( dB )	Acceptance Limits ( dB )
A - weight	137.0	137.0	0.0	±0.3

The reported uncertainty is based on a standard uncertainty multiplied by coverage factor  $k = 2$  or any value following calculation, providing a level of confidence of approximately 95 %

End of Calibration Certificate

QF-TS12-04-04-020664

T. Petchuraj

451-451/1 Sirinthon Rd, Bangbunru, Bangplud Bangkok 10700 THAILAND.  
Tel:0-2435-8800 Fax:0-2433-1679 e-mail:cal-center@sithiphom.com http://www.sithiphom.comCert. No. : ACL22058  
Pages : 1 of 8

## Calibration Certificate

Equipment : SOUND LEVEL METER  
Manufacturer : RION  
Model : NL-42/ Microphone UC-52 / Preamplifier NH-24  
Serial No. : 00296518 / 179118 / 87525  
ID No. : RYG\_FS0431

Condition As Found : GOOD

Customer : ALS LABORATORY GROUP (THAILAND) CO., LTD.  
104 PHATTHANAKAN 40, PHATTHANAKAN ROAD,  
KHWAENG PHATTHANAKAN, KHET SUAN LUANG,  
BANGKOK, 10250 THAILAND.

Location : -  
Ambient Temperature : ( 23.0 ± 3 ) °C  
Pressure : ( 101.3 ± 3 ) kPa  
Relative Humidity : ( 50.0 ± 20 ) %

Received Date : 14 JANUARY 2022  
Calibration Date : 21-24 JANUARY 2022  
Date of Issue : 25 JANUARY 2022



Calibrated by : Nathakorn Pisutpaisan

Approved by :

T. Petchuraj  
( Thanakul Petchuraj )

This certificate is issued in accordance with the requirements of ISO/IEC 17025 standard, may not be reproduced other than in full, except with the prior written approval of the head of Calibration Laboratory.

QF-TS12-04-04-020664

## Continuation of Calibration Certificate

Cert. No. : ACL22058  
Job No. : VC65AC0043  
Pages : 2 of 8

Calibration Procedure : CP-AC-01

## Calibration Method :

This equipment was calibrated by based on IEC-61672-3 (2013) Standard for sound level meter (SLM).  
The SLM had tests to Acoustical and Electrical signal tests of frequency weighting with Anechoic chamber and Reference Standard Instruments.  
For tests results of each items were made by observation of each instruments display and also with SLM's display.

## Condition of this result of calibration :

## 1. Reference Standard Instruments :

Instrument	Model	Serial No.	Cert. No.	Due Date
Waveform Generator	33210A	MY48017076	EF-0012-21	10-Feb-22
Waveform Generator	33511B	MY52302742	EF-0011-21	10-Feb-22
Digital Multimeter	33461A	MY53220104	EEL-BP. 05/0264	10-Feb-22
Digital Multimeter	33461A	MY53220076	EEL-BP. 03/0264	08-Feb-22
Digital Multimeter	34461A	MY60024273	1-15180725251-1	15-Sep-22
Programmable Attenuator	MAT-1070	62100114	1500-07774E	08-Mar-22
Condenser Microphone	4180	2977900	AA-1008-21	05-Feb-22
Measuring Amplifier	NA-42KA1	34560495	AA-3003-21	16-Feb-22

2. This result of calibration was found accurate as shown on date and place of calibration for this calibrated item only.

3. This certificate is traceable to the international system of unit maintained at :

3.1 National Institute of Metrology (Thailand).

3.2 Thailand Institute of Scientific and Technological Research (TISTR).

QF-TS12-04-04-020664

T. Petchuraj

## Continuation of Calibration Certificate

Cert. No. : ACL22058  
Job No. : VC65AC0043  
Pages : 3 of 8

## Summary of Measurement Result :

Parameter	Pass	Fail	Uncertainty (dB)	Maximum-permitted uncertainty of measurement (dB)
1. Absolute sensitivity	✓	-	0.2	N/A
2. Self-generated noise	✓	-	0.2	N/A
3. Acoustical signal tests of frequency weightings				
125 Hz	✓	-	0.3	0.6
1000 Hz	✓	-	0.3	0.6
8000 Hz	✓	-	0.3	0.7
4. Electrical signal tests of frequency weightings				
For 10 Hz to 4 kHz	✓	-	0.3	0.6
For > 4 kHz to 10 kHz	✓	-	0.3	0.7
For > 10 kHz to 20 kHz	-	-	-	1.0
5. Frequency and time weightings at 1 kHz	✓	-	0.2	0.2
6. Long - term stability	✓	-	0.1	0.1
7. Level linearity on the reference level range	✓	-	0.2	0.3
8. Level linearity including the level range control	✓	-	0.2	0.3
9. Tone burst response	✓	-	0.2	0.3
10. Peak C sound level	✓	-	0.2	0.35
11. Overload indication	✓	-	0.2	0.25
12. High level stability	✓	-	0.1	0.1

QF-TS12-04-04-020664

T. Petchuraj

## Continuation of Calibration Certificate

Cert. No. : ACL22058  
Job No. : VC65AC0043  
Pages : 4 of 8

## Result of calibration :

## 1. Absolute sensitivity

Reference Acoustic Signal ( dB )	Measured Value ( dB )	Deviation ( dB )	Acceptance Limit ( dB )
93.9 (93.96)	93.9	0.0	±0.3

## 2. Self-generated noise

## 2.1 Normal test

Measured Value ( dB )
14.6

## 2.2 The microphone of the sound level meter was replaced by electrical signal input device.

Frequency Weighting	Measured value ( dB )
A - weight	11.6
C - weight	17.6
Flat	23.2

## 3. Acoustical signal tests of frequency weightings

Meter free-field acoustic response at a level of 84 dB

Frequency ( Hz )	Deviation from various frequency weighting response curve (dB)			
	Flat	C-weight	A-weight	Acceptance Limits
125	0.1	0.1	0.1	± 1.5
1000	0.0	0.0	0.0	± 1.0
8000	0.8	0.9	0.9	±5.0

QF-TS12-04-04-020664

P.T.A

## Continuation of Calibration Certificate

Cert. No. : ACL22058  
Job No. : VC65AC0043  
Pages : 5 of 8

## 4. Electrical signal tests of frequency weightings

Weighting network response with relative to 1 kHz.

Frequency ( Hz )	Deviation from various frequency weighting response curve (dB)			
	Flat	C-weight	A-weight	Acceptance Limits
63	-0.1	-0.1	0.0	±2.0
125	0.0	0.0	-0.1	±1.5
250	-0.1	0.0	-0.1	±1.5
500	0.0	0.0	-0.1	±1.5
1000	0.0	0.0	0.0	±1.0
2000	0.0	0.0	0.0	±2.0
4000	0.0	0.0	0.0	±3.0
8000	0.0	0.0	0.0	±5.0

## 5. Frequency and time weightings at 1 kHz

## 5.1 Frequency weightings at 1 kHz

Frequency Weighting	Measured Value ( dB )	Deviated Value ( dB )	Acceptance Limits ( dB )
A - weight	94.0	0.0	-
C - weight	94.0	0.0	± 0.2
Flat	94.0	0.0	± 0.2

## 5.2 Time weighting at 1 kHz

Frequency Weighting	Measured Value ( dB )	Deviated Value ( dB )	Acceptance Limits ( dB )
Fast	94.0	0.0	-
Slow	94.0	0.0	± 0.1
Lcq	94.0	0.0	± 0.1

## 6. Long - term stability

Frequency Weighting	SLM Display at initial ( dB )	SLM Display at final ( dB )	Deviated Value ( dB )	Acceptance Limits ( dB )
A - weight	94.0	94.0	0.0	± 0.3

QF-TS12-04-04-020664

P.T.A

## Continuation of Calibration Certificate

Cert. No. : ACL22058  
Job No. : VC65AC0043  
Pages : 6 of 8

## 7. Level linearity on the reference level range

Anticipated Value ( dB )	Measured Value ( dB )	Deviated Value ( dB )	Acceptance Limits ( dB )
137.0	137.0	0.0	± 1.1
136.0	136.1	0.1	± 1.1
135.0	135.1	0.1	± 1.1
134.0	134.1	0.1	± 1.1
133.0	133.0	0.0	± 1.1
132.0	132.0	0.0	± 1.1
131.0	131.0	0.0	± 1.1
129.0	129.0	0.0	± 1.1
124.0	124.0	0.0	± 1.1
119.0	119.1	0.1	± 1.1
114.0	114.1	0.1	± 1.1
109.0	109.0	0.0	± 1.1
104.0	104.1	0.1	± 1.1
99.0	99.0	0.0	± 1.1
94.0	94.0	0.0	± 1.1
89.0	89.0	0.0	± 1.1
84.0	84.0	0.0	± 1.1
79.0	79.0	0.0	± 1.1
74.0	74.0	0.0	± 1.1
69.0	69.0	0.0	± 1.1
64.0	64.0	0.0	± 1.1
59.0	59.0	0.0	± 1.1
54.0	54.0	0.0	± 1.1
49.0	49.0	0.0	± 1.1
44.0	44.0	0.0	± 1.1
39.0	39.0	0.0	± 1.1
34.0	34.0	0.0	± 1.1
30.0	30.0	0.0	± 1.1
29.0	29.0	0.0	± 1.1
28.0	28.0	0.0	± 1.1
27.0	27.1	0.1	± 1.1
26.0	26.1	0.1	± 1.1
25.0	25.1	0.1	± 1.1

QF-TS12-04-04-020664

P.T.A

## Continuation of Calibration Certificate

Cert. No. : ACL22058  
Job No. : VC65AC0043  
Pages : 7 of 8

## 8. Level linearity including the level range control

Range	Anticipated Value ( dB )	Measured Value ( dB )	Deviated Value ( dB )	Acceptance Limits ( dB )
Auto	94.0	94.0	0.0	±1.1

## 9. Tone burst response

Time Weighting	Tone burst duration, Tb ( ms )	Cycle	Anticipated Value ( dB )	Measured Value ( dB )	Deviated Value ( dB )	Acceptance Limits ( dB )
Fast	0.25	1	108.0	107.9	-0.1	1.5 ; -5.0
	2	8	117.0	116.9	-0.1	1.0 ; -2.5
	200	800	134.0	134.0	0.0	±1.0
Slow	2	8	108.0	108.0	0.0	1.5 ; -5.0
	200	800	127.6	127.6	0.0	±1.0
	0.25	1	99.0	98.9	-0.1	1.5 ; -5.0
SEL	2	8	108.0	108.0	0.0	1.0 ; -2.5
	200	800	128.0	128.0	0.0	±1.0

## 10. Peak C sound level

Number of cycle in test signal	Anticipated Value ( dB )	Measured Value, L <sub>peak</sub> ( dB )	Deviated Value ( dB )	Acceptance Limits ( dB )
Continuous	133.0	133.0	0.0	-
One	136.4	135.8	-0.6	±3.0

Number of cycle in test signal	Anticipated Value ( dB )	Measured Value ( dB )	Deviated Value ( dB )	Acceptance Limits ( dB )
Continuous	133.0	133.0	0.0	-
Positive half cycle	135.4	135.1	-0.3	±2.0
Negative half cycle	135.4	135.1	-0.3	±2.0

QF-TS12-04-04-020664

P.T.A

## Continuation of Calibration Certificate

Cert. No. : ACL22058  
Job No. : VC65AC0043  
Pages : 8 of 8

## 11. Overload indication

Measured value ( dB )		Deviated	Acceptance
Positive	Negative	Value	Limits
one-half cycle	one-half cycle	( dB )	( dB )
89.7	89.7	0.0	±1.5

## 12. High level stability

Frequency	SLM Display	SLM Display	Deviated	Acceptance
Weighting	at initial	at final	Value	Limits
	( dB )	( dB )	( dB )	( dB )
A - weight	137.0	137.0	0.0	±0.3

The reported uncertainty is based on a standard uncertainty multiplied by coverage factor  $k = 2$   
or any value following calculation, providing a level of confidence of approximately 95 %

End of Calibration Certificate

QF-TS12-04-04-020664

451-451/1 Sirinthorn Rd, Bangbunru, Bangplud Bangkok 10700 THAILAND.  
Tel:0-2435-8800 Fax:0-2433-1679 e-mail:cal-center@sithiporn.com http://www.sithiporn.comCert. No. : ACL22182  
Pages : 1 of 8

## Calibration Certificate

Equipment : SOUND LEVEL METER  
Manufacturer : RION  
Model : NL-42/ Microphone UC-52 / Preamplifier NH-24  
Serial No. : 00873109 / 171842 / 73485  
ID No. : RYG\_FS0384

Condition As Found : GOOD

Customer : ALS LABORATORY GROUP (THAILAND) CO., LTD.  
104 PHATTHANAKAN 40, PHATTHANAKAN ROAD,  
KHWAENG PHATTHANAKAN, KHET SUAN LUANG,  
BANGKOK, 10250 THAILAND,

Location : -  
Ambient Temperature : ( 23.0 ± 3 ) °C  
Pressure : ( 101.3 ± 3 ) kPa  
Relative Humidity : ( 50.0 ± 20 ) %

Received Date : 22 AUGUST 2022  
Calibration Date : 26-31 AUGUST 2022  
Date of Issue : 02 SEPTEMBER 2022



Calibrated by : Nathakorn Pisutpaisan

Approved by : *T. Petchurai*  
( Thanakul Petchurai )

This certificate is issued in accordance with the requirements of ISO/IEC 17025 standard, may not be reproduced  
other than in full, except with the prior written approval of the head of Calibration Laboratory.

QF-TS12-04-04-020664

## Continuation of Calibration Certificate

Cert. No. : ACL22182  
Job No. : VC65AC0077  
Pages : 2 of 8

Calibration Procedure : CP-AC-01

## Calibration Method :

This equipment was calibrated by based on IEC-61672-3 (2013) Standard for sound level meter (SLM).  
The SLM had tests to Acoustical and Electrical signal tests of frequency weighting with Anechoic chamber and Reference  
Standard Instruments.  
For tests results of each items were made by observation of each Instruments display and also with SLM's display.

## Condition of this result of calibration :

## 1. Reference Standard Instruments :

Instrument	Model	Serial No.	Cert. No.	Due Date
Waveform Generator	33210A	MY48017076	EF-0007-22	04-Feb-23
Waveform Generator	33511B	MY52302742	EF-0008-22	04-Feb-23
Digital Multimeter	33461A	MY53220104	EEL-BP_04/0265	09-Feb-23
Digital Multimeter	33461A	MY53220076	EEL-BP_03/0265	09-Feb-23
Digital Multimeter	34461A	MY60024273	EEL-BP_05/0265	09-Feb-23
Programmable Attenuator	MAT-1070	62100114	EF-0009-22	07-Feb-23
Condenser Microphone	4180	2977900	AA-1013-22	24-Feb-23
Measuring Amplifier	NA-42KAI	34560495	AA-3005-22	22-Feb-23

2. This result of calibration was found accurate as shown on date and place of calibration for this calibrated item only.

3. This certificate is traceable to the international system of unit maintained at :

- 3.1 National Institute of Metrology (Thailand),
- 3.2 Thailand Institute of Scientific and Technological Research (TISTR).

QF-TS12-04-04-020664

## Continuation of Calibration Certificate

Cert. No. : ACL22182  
Job No. : VC65AC0077  
Pages : 3 of 8

## Summary of Measurement Result :

Parameter	Pass	Fail	Uncertainty (dB)	Maximum-permitted uncertainty of measurement (dB)
1. Absolute sensitivity	✓	-	0.2	N/A
2. Self-generated noise	✓	-	0.2	N/A
3. Acoustical signal tests of frequency weightings				
125 Hz	✓	-	0.3	0.6
1000 Hz	✓	-	0.3	0.6
8000 Hz	✓	-	0.4	0.7
4. Electrical signal tests of frequency weightings				
For 10 Hz to 4 kHz	✓	-	0.3	0.6
For > 4 kHz to 10 kHz	✓	-	0.3	0.7
For > 10 kHz to 20 kHz	-	-	-	1.0
5. Frequency and time weightings at 1 kHz	✓	-	0.2	0.2
6. Long - term stability	✓	-	0.1	0.1
7. Level linearity on the reference level range	✓	-	0.2	0.3
8. Level linearity including the level range control	✓	-	0.2	0.3
9. Tone burst response	✓	-	0.2	0.3
10. Peak C sound level	✓	-	0.2	0.35
11. Overload indication	✓	-	0.2	0.25
12. High level stability	✓	-	0.1	0.1

QF-TS12-04-04-020664

## Continuation of Calibration Certificate

Cert. No. : ACL22182  
Job No. : VC65AC0077  
Pages : 4 of 8

## Result of calibration :

## 1. Absolute sensitivity

Reference Acoustic Signal ( dB )	Measured Value ( dB )	Deviation ( dB )	Acceptance Limit ( dB )
93.9 (93.95)	93.9	0.0	±0.3

## 2. Self-generated noise

## 2.1 Normal test

Measured Value ( dB )
16.5

## 2.2 The microphone of the sound level meter was replaced by electrical signal input device.

Frequency Weighting	Measured value ( dB )
A - weight	11.2
C - weight	17.6
Flat	23.3

## 3. Acoustical signal tests of frequency weightings

Meter free-field acoustic response at a level of 84 dB

Frequency ( Hz )	Deviation from various frequency weighting response curve (dB)			
	Flat	C-weight	A-weight	Acceptance Limits
125	0.4	0.5	0.5	± 1.5
1000	0.0	0.0	0.0	± 1.0
8000	-2.4	-2.4	-2.4	±5.0

QF-TS12-04-04-020664

S. R. K.

## Continuation of Calibration Certificate

Cert. No. : ACL22182  
Job No. : VC65AC0077  
Pages : 5 of 8

## 4. Electrical signal tests of frequency weightings

Weighting network response with relative to 1 kHz.

Frequency ( Hz )	Deviation from various frequency weighting response curve (dB)			
	Flat	C-weight	A-weight	Acceptance Limits
63	-0.1	-0.1	-0.1	±2.0
125	0.0	0.0	-0.1	±1.5
250	-0.1	-0.1	-0.1	±1.5
500	-0.1	0.0	-0.1	±1.5
1000	0.0	0.0	0.0	±1.0
2000	0.0	0.0	0.0	±2.0
4000	0.0	0.0	0.0	±3.0
8000	0.0	0.0	0.0	±5.0

## 5. Frequency and time weightings at 1 kHz

## 5.1 Frequency weightings at 1 kHz

Frequency Weighting	Measured Value ( dB )	Deviated Value ( dB )	Acceptance Limits ( dB )
A - weight	94.0	0.0	-
C - weight	94.0	0.0	± 0.2
Flat	94.0	0.0	± 0.2

## 5.2 Time weighting at 1 kHz

Frequency Weighting	Measured Value ( dB )	Deviated Value ( dB )	Acceptance Limits ( dB )
Fast	94.0	0.0	-
Slow	94.0	0.0	± 0.1
Leq	94.0	0.0	± 0.1

## 6. Long - term stability

Frequency Weighting	SLM Display at initial ( dB )	SLM Display at final ( dB )	Deviated Value ( dB )	Acceptance Limits ( dB )
A - weight	94.0	94.0	0.0	± 0.3

QF-TS12-04-04-020664

S. R. K.

## Continuation of Calibration Certificate

Cert. No. : ACL22182  
Job No. : VC65AC0077  
Pages : 6 of 8

## 7. Level linearity on the reference level range

Anticipated Value ( dB )	Measured Value ( dB )	Deviated Value ( dB )	Acceptance Limits ( dB )
137.0	137.1	0.1	± 1.1
136.0	136.1	0.1	± 1.1
135.0	135.1	0.1	± 1.1
134.0	134.1	0.1	± 1.1
133.0	133.0	0.0	± 1.1
132.0	132.0	0.0	± 1.1
131.0	131.0	0.0	± 1.1
129.0	129.1	0.1	± 1.1
124.0	124.0	0.0	± 1.1
119.0	119.1	0.1	± 1.1
114.0	114.1	0.1	± 1.1
109.0	109.1	0.1	± 1.1
104.0	104.1	0.1	± 1.1
99.0	99.1	0.1	± 1.1
94.0	94.0	0.0	± 1.1
89.0	89.0	0.0	± 1.1
84.0	84.0	0.0	± 1.1
79.0	79.0	0.0	± 1.1
74.0	74.0	0.0	± 1.1
69.0	69.0	0.0	± 1.1
64.0	64.0	0.0	± 1.1
59.0	59.0	0.0	± 1.1
54.0	54.0	0.0	± 1.1
49.0	49.0	0.0	± 1.1
44.0	44.0	0.0	± 1.1
39.0	39.0	0.0	± 1.1
34.0	34.0	0.0	± 1.1
30.0	29.9	-0.1	± 1.1
29.0	28.9	-0.1	± 1.1
28.0	28.0	0.0	± 1.1
27.0	27.0	0.0	± 1.1
26.0	26.0	0.0	± 1.1
25.0	24.9	-0.1	± 1.1

QF-TS12-04-04-020664

S. R. K.

## Continuation of Calibration Certificate

Cert. No. : ACL22182  
Job No. : VC65AC0077  
Pages : 7 of 8

## 8. Level linearity including the level range control

Range	Anticipated Value ( dB )	Measured Value ( dB )	Deviated Value ( dB )	Acceptance Limits ( dB )
Auto	94.0	94.0	0.0	±1.1

## 9. Tone burst response

Time Weighting	Tone burst duration, Tb ( ms )	Cycle	Anticipated Value ( dB )	Measured Value ( dB )	Deviated Value ( dB )	Acceptance Limits ( dB )
Fast	0.25	1	108.0	107.9	-0.1	1.5 ; -5.0
	2	8	117.0	116.9	-0.1	1.0 ; -2.5
	200	800	134.0	134.0	0.0	±1.0
Slow	2	8	108.0	108.0	0.0	1.5 ; -5.0
	200	800	127.6	127.6	0.0	±1.0
	0.25	1	99.0	98.9	-0.1	1.5 ; -5.0
SEL	2	8	108.0	108.0	0.0	1.0 ; -2.5
	200	800	128.0	128.0	0.0	±1.0

## 10. Peak C sound level

Number of cycle in test signal	Anticipated Value ( dB )	Measured Value, L <sub>peak</sub> ( dB )	Deviated Value ( dB )	Acceptance Limits ( dB )
Continuous	133.0	133.0	0.0	-
One	136.4	136.3	-0.1	±3.0

Number of cycle in test signal	Anticipated Value ( dB )	Measured Value ( dB )	Deviated Value ( dB )	Acceptance Limits ( dB )
Continuous	133.0	133.0	0.0	-
Positive half cycle	135.4	135.1	-0.3	±2.0
Negative half cycle	135.4	135.1	-0.3	±2.0

QF-TS12-04-04-020664

S. R. K.

## Continuation of Calibration Certificate

Cert. No. : ACL22182  
Job No. : VC65AC0077  
Pages : 8 of 8

## 11. Overload indication

Measured value ( dB )		Deviated Value ( dB )	Acceptance Limits ( dB )
Positive one-half cycle	Negative one-half cycle		
89.6	89.5	-0.1	±1.5

## 12. High level stability

Frequency Weighting	SLM Display at initial ( dB )	SLM Display at final ( dB )	Deviated Value ( dB )	Acceptance Limits ( dB )
A - weight	137.0	137.0	0.0	±0.3

The reported uncertainty is based on a standard uncertainty multiplied by coverage factor  $k = 2$  or any value following calculation, providing a level of confidence of approximately 95 %

End of Calibration Certificate

QF-TS12-04-04-020664

451-451/1 Sirinthorn Rd, Bangbunru, Bangplud Bangkok 10700 THAILAND.  
Tel:0-2435-8800 Fax:0-2433-1679 e-mail:cal-center@sithiphorn.com http://www.sithiphorn.comNSC-TISI-TIS 17025  
CALIBRATION 0394Cert. No. : ACL22181  
Pages : 1 of 8

## Calibration Certificate

Equipment : SOUND LEVEL METER  
Manufacturer : RION  
Model : NL-42/ Microphone UC-52 / Preamplifier NH-24  
Serial No.: 00873057 / 171591 / 73333  
ID No.: RYG\_FS0381

Condition As Found : GOOD

Customer : ALS LABORATORY GROUP (THAILAND) CO., LTD.  
104 PHATTHANAKAN 40, PHATTHANAKAN ROAD,  
KHWAENG PHATTHANAKAN, KHET SUAN LUANG,  
BANGKOK, 10250 THAILAND.

Location : -  
Ambient Temperature : ( 23.0 ± 3 ) °C  
Pressure : ( 101.3 ± 3 ) kPa  
Relative Humidity : ( 50.0 ± 20 ) %

Received Date : 22 AUGUST 2022  
Calibration Date : 26-31 AUGUST 2022  
Date of Issue : 02 SEPTEMBER 2022



Calibrated by : Nathakorn Pisutpaisan

Approved by : *T. Petchurai*  
( Thanakul Petchurai )

This certificate is issued in accordance with the requirements of ISO/IEC 17025 standard, may not be reproduced other than in full, except with the prior written approval of the head of Calibration Laboratory.

QF-TS12-04-04-020664

## Continuation of Calibration Certificate

Cert. No. : ACL22181  
Job No. : VC65AC0077  
Pages : 2 of 8

Calibration Procedure : CP-AC-01

## Calibration Method :

This equipment was calibrated by based on IEC-61672-3 (2013) Standard for sound level meter (SLM).  
The SLM had tests to Acoustical and Electrical signal tests of frequency weighting with Anechoic chamber and Reference Standard Instruments.

For tests results of each items were made by observation of each Instruments display and also with SLM's display.

## Condition of this result of calibration :

## 1. Reference Standard Instruments :

Instrument	Model	Serial No.	Cert. No.	Due Date
Waveform Generator	33210A	MY48017076	EF-0007-22	04-Feb-23
Waveform Generator	33511B	MY52302742	EF-0008-22	04-Feb-23
Digital Multimeter	33461A	MY53220104	EEL_BP_04/0265	09-Feb-23
Digital Multimeter	33461A	MY53220076	EEL_BP_03/0265	09-Feb-23
Digital Multimeter	34461A	MY60024273	EEL_BP_05/0265	09-Feb-23
Programmable Attenuator	MAT-1070	62100114	EF-0009-22	07-Feb-23
Condenser Microphone	4180	2977900	AA-1013-22	24-Feb-23
Measuring Amplifier	NA-42KAI	34560495	AA-3005-22	22-Feb-23

2. This result of calibration was found accurate as shown on date and place of calibration for this calibrated item only.

3. This certificate is traceable to the international system of unit maintained at :

3.1 National Institute of Metrology (Thailand).

3.2 Thailand Institute of Scientific and Technological Research (TISTR).

QF-TS12-04-04-020664

## Continuation of Calibration Certificate

Cert. No. : ACL22181  
Job No. : VC65AC0077  
Pages : 3 of 8

## Summary of Measurement Result :

Parameter	Pass	Fail	Uncertainty (dB)	Maximum-permitted uncertainty of measurement (dB)
1. Absolute sensitivity	✓	-	0.2	N/A
2. Self-generated noise	✓	-	0.2	N/A
3. Acoustical signal tests of frequency weightings				
125 Hz	✓	-	0.3	0.6
1000 Hz	✓	-	0.3	0.6
8000 Hz	✓	-	0.4	0.7
4. Electrical signal tests of frequency weightings				
For 10 Hz to 4 kHz	✓	-	0.3	0.6
For > 4 kHz to 10 kHz	✓	-	0.3	0.7
For > 10 kHz to 20 kHz	-	-	-	1.0
5. Frequency and time weightings at 1 kHz	✓	-	0.2	0.2
6. Long - term stability	✓	-	0.1	0.1
7. Level linearity on the reference level range	✓	-	0.2	0.3
8. Level linearity including the level range control	✓	-	0.2	0.3
9. Tone burst response	✓	-	0.2	0.3
10. Peak C sound level	✓	-	0.2	0.35
11. Overload indication	✓	-	0.2	0.25
12. High level stability	✓	-	0.1	0.1

QF-TS12-04-04-020664

## Continuation of Calibration Certificate

Cert. No. : ACL22181  
Job No. : VC65AC0077  
Pages : 4 of 8

## Result of calibration :

## 1. Absolute sensitivity

Reference Acoustic Signal ( dB )	Measured Value ( dB )	Deviation ( dB )	Acceptance Limit ( dB )
93.9 (93.95)	93.9	0.0	±0.3

## 2. Self-generated noise

## 2.1 Normal test

Measured Value ( dB )
15.4

## 2.2 The microphone of the sound level meter was replaced by electrical signal input device.

Frequency Weighting	Measured value ( dB )
A - weight	12.0
C - weight	18.3
Flat	24.0

## 3. Acoustical signal tests of frequency weightings

Meter free-field acoustic response at a level of 84 dB

Frequency ( Hz )	Deviation from various frequency weighting response curve (dB)			
	Flat	C-weight	A-weight	Acceptance Limits
125	0.2	0.2	0.2	± 1.5
1000	0.0	0.0	0.0	± 1.0
8000	0.2	0.2	0.2	±5.0

QF-TS12-04-04-020664

T. Retch.

## Continuation of Calibration Certificate

Cert. No. : ACL22181  
Job No. : VC65AC0077  
Pages : 5 of 8

## 4. Electrical signal tests of frequency weightings

Weighting network response with relative to 1 kHz.

Frequency ( Hz )	Deviation from various frequency weighting response curve (dB)			
	Flat	C-weight	A-weight	Acceptance Limits
63	-0.1	-0.1	-0.1	±2.0
125	-0.1	0.0	-0.1	±1.5
250	0.0	0.0	-0.1	±1.5
500	0.0	0.0	-0.1	±1.5
1000	0.0	0.0	0.0	±1.0
2000	0.0	0.0	0.0	±2.0
4000	0.0	0.0	0.0	±3.0
8000	0.0	0.0	0.0	±5.0

## 5. Frequency and time weightings at 1 kHz

## 5.1 Frequency weightings at 1 kHz

Frequency Weighting	Measured Value ( dB )	Deviated Value ( dB )	Acceptance Limits ( dB )
A - weight	94.0	0.0	-
C - weight	94.0	0.0	± 0.2
Flat	94.0	0.0	± 0.2

## 5.2 Time weighting at 1 kHz

Frequency Weighting	Measured Value ( dB )	Deviated Value ( dB )	Acceptance Limits ( dB )
Fast	94.0	0.0	-
Slow	94.0	0.0	± 0.1
Leq	94.0	0.0	± 0.1

## 6. Long - term stability

Frequency Weighting	SLM Display at initial ( dB )	SLM Display at final ( dB )	Deviated Value ( dB )	Acceptance Limits ( dB )
A - weight	94.0	94.0	0.0	± 0.3

QF-TS12-04-04-020664

T. Retch.

## Continuation of Calibration Certificate

Cert. No. : ACL22181  
Job No. : VC65AC0077  
Pages : 6 of 8

## 7. Level linearity on the reference level range

Anticipated Value ( dB )	Measured Value ( dB )	Deviated Value ( dB )	Acceptance Limits ( dB )
137.0	137.1	0.1	± 1.1
136.0	136.1	0.1	± 1.1
135.0	135.1	0.1	± 1.1
134.0	134.1	0.1	± 1.1
133.0	133.0	0.0	± 1.1
132.0	132.0	0.0	± 1.1
131.0	131.0	0.0	± 1.1
129.0	129.1	0.1	± 1.1
124.0	124.1	0.1	± 1.1
119.0	119.1	0.1	± 1.1
114.0	114.1	0.1	± 1.1
109.0	109.1	0.1	± 1.1
104.0	104.1	0.1	± 1.1
99.0	99.0	0.0	± 1.1
94.0	94.0	0.0	± 1.1
89.0	89.0	0.0	± 1.1
84.0	84.0	0.0	± 1.1
79.0	79.0	0.0	± 1.1
74.0	74.0	0.0	± 1.1
69.0	69.0	0.0	± 1.1
64.0	64.0	0.0	± 1.1
59.0	59.0	0.0	± 1.1
54.0	54.0	0.0	± 1.1
49.0	49.0	0.0	± 1.1
44.0	44.0	0.0	± 1.1
39.0	39.0	0.0	± 1.1
34.0	34.0	0.0	± 1.1
30.0	29.9	-0.1	± 1.1
29.0	28.9	-0.1	± 1.1
28.0	28.0	0.0	± 1.1
27.0	26.9	-0.1	± 1.1
26.0	25.9	-0.1	± 1.1
25.0	25.0	0.0	± 1.1

QF-TS12-04-04-020664

T. Retch.

## Continuation of Calibration Certificate

Cert. No. : ACL22181  
Job No. : VC65AC0077  
Pages : 7 of 8

## 8. Level linearity including the level range control

Range	Anticipated Value ( dB )	Measured Value ( dB )	Deviated Value ( dB )	Acceptance Limits ( dB )
Auto	94.0	94.0	0.0	±1.1

## 9. Tone burst response

Time Weighting	Tone burst duration, Tb ( ms )	Cycle	Anticipated Value ( dB )	Measured Value ( dB )	Deviated Value ( dB )	Acceptance Limits ( dB )
Fast	0.25	1	108.0	107.9	-0.1	1.5 ; -5.0
	2	8	117.0	117.0	0.0	1.0 ; -2.5
	200	800	134.0	134.0	0.0	±1.0
Slow	2	8	108.0	108.0	0.0	1.5 ; -5.0
	200	800	127.6	127.6	0.0	±1.0
SEL	0.25	1	99.0	98.9	-0.1	1.5 ; -5.0
	2	8	108.0	108.0	0.0	1.0 ; -2.5
	200	800	128.0	128.0	0.0	±1.0

## 10. Peak C sound level

Number of cycle in test signal	Anticipated Value ( dB )	Measured Value, Lcpeak ( dB )	Deviated Value ( dB )	Acceptance Limits ( dB )
Continuous	133.0	133.0	0.0	-
One	136.4	136.1	-0.3	±3.0

Number of cycle in test signal	Anticipated Value ( dB )	Measured Value ( dB )	Deviated Value ( dB )	Acceptance Limits ( dB )
Continuous	133.0	133.0	0.0	-
Positive half cycle	135.4	135.1	-0.3	±2.0
Negative half cycle	135.4	135.1	-0.3	±2.0

QF-TS12-04-04-020664

T. Retch.

## Continuation of Calibration Certificate

Cert. No. : ACL22181  
Job No. : VC65AC0077  
Pages : 8 of 8

## 11. Overload indication

Measured value ( dB )		Deviated Value ( dB )	Acceptance Limits ( dB )
Positive one-half cycle	Negative one-half cycle		
89.5	89.6	0.1	±1.5

## 12. High level stability

Frequency Weighting	SLM Display at initial ( dB )	SLM Display at final ( dB )	Deviated Value ( dB )	Acceptance Limits ( dB )
A - weight	137.0	137.0	0.0	±0.3

The reported uncertainty is based on a standard uncertainty multiplied by coverage factor  $k = 2$  or any value following calculation, providing a level of confidence of approximately 95 %

End of Calibration Certificate

QF-TS12-04-04-020664

T. Petchur

451-451/1 Sirinthorn Rd, Bangbunru, Bangplud Bangkok 10700 THAILAND.  
Tel: 0-2435-8800 Fax: 0-2433-1679 e-mail: cal-center@sithiporn.com http://www.sithiporn.comNSC-TIS-17025  
CALIBRATION 0394Cert. No. : ACL22183  
Pages : 1 of 8

## Calibration Certificate

Equipment : SOUND LEVEL METER  
Manufacturer : RION  
Model : NL-42/ Microphone UC-52 / Preamp NH-24  
Serial No. : 01073423 / 169513 / 73684  
ID No. : RYG\_FS0386

Condition As Found : GOOD

Customer : ALS LABORATORY GROUP (THAILAND) CO., LTD.  
104 PHATTHANAKAN 40, PHATTHANAKAN ROAD,  
KHWAENG PHATTHANAKAN, KHET SUAN LUANG,  
BANGKOK, 10250 THAILAND.

Location : -  
Ambient Temperature : ( 23.0 ± 3 ) °C  
Pressure : ( 101.3 ± 3 ) kPa  
Relative Humidity : ( 50.0 ± 20 ) %

Received Date : 22 AUGUST 2022  
Calibration Date : 26-31 AUGUST 2022  
Date of Issue : 02 SEPTEMBER 2022



Calibrated by : Nathakorn Pisutpaisan

Approved by :

T. Petchur  
( Thanakul Petchurai )

This certificate is issued in accordance with the requirements of ISO/IEC 17025 standard, may not be reproduced other than in full, except with the prior written approval of the head of Calibration Laboratory.

QF-TS12-04-04-020664

## Continuation of Calibration Certificate

Cert. No. : ACL22183  
Job No. : VC65AC0077  
Pages : 3 of 8

## Summary of Measurement Result :

Parameter	Pass	Fail	Uncertainty (dB)	Maximum-permitted uncertainty of measurement (dB)
1. Absolute sensitivity	✓	-	0.2	N/A
2. Self-generated noise	✓	-	0.2	N/A
3. Acoustical signal tests of frequency weightings				
125 Hz	✓	-	0.3	0.6
1000 Hz	✓	-	0.3	0.6
8000 Hz	✓	-	0.3	0.7
4. Electrical signal tests of frequency weightings				
For 10 Hz to 4 kHz	✓	-	0.3	0.6
For > 4 kHz to 10 kHz	✓	-	0.3	0.7
For > 10 kHz to 20 kHz	-	-	-	1.0
5. Frequency and time weightings at 1 kHz	✓	-	0.2	0.2
6. Long - term stability	✓	-	0.1	0.1
7. Level linearity on the reference level range	✓	-	0.2	0.3
8. Level linearity including the level range control	✓	-	0.2	0.3
9. Tone burst response	✓	-	0.2	0.3
10. Peak C sound level	✓	-	0.2	0.35
11. Overload indication	✓	-	0.2	0.25
12. High level stability	✓	-	0.1	0.1

QF-TS12-04-04-020664

T. Petchur

## Continuation of Calibration Certificate

Cert. No. : ACL22183  
Job No. : VC65AC0077  
Pages : 4 of 8

## Result of calibration :

## 1. Absolute sensitivity

Reference Acoustic Signal ( dB )	Measured Value ( dB )	Deviation ( dB )	Acceptance Limit ( dB )
93.9 (93.95)	93.9	0.0	±0.3

## 2. Self-generated noise

## 2.1 Normal test

Measured Value ( dB )
15.4

## 2.2 The microphone of the sound level meter was replaced by electrical signal input device:

Frequency Weighting	Measured value ( dB )
A - weight	12.6
C - weight	18.6
Flat	24.5

## 3. Acoustical signal tests of frequency weightings

Meter free-field acoustic response at a level of 84 dB

Frequency ( Hz )	Deviation from various frequency weighting response curve (dB)			Acceptance Limits
	Flat	C-weight	A-weight	
125	0.2	0.2	0.3	±1.5
1000	0.1	0.1	0.1	±1.0
8000	1.5	1.5	1.6	±5.0

QF-TS12-04-04-020664

T. Petchur

## Continuation of Calibration Certificate

Cert. No. : ACL22183  
Job No. : VC65AC0077  
Pages : 5 of 8

## 4. Electrical signal tests of frequency weightings

Weighting network response with relative to 1 kHz.

Frequency ( Hz )	Deviation from various frequency weighting response curve (dB)			
	Flat	C-weight	A-weight	Acceptance Limits
63	0.0	0.0	0.0	±2.0
125	0.0	0.1	0.0	±1.5
250	0.0	0.0	0.0	±1.5
500	0.0	0.1	0.0	±1.5
1000	0.0	0.0	0.0	±1.0
2000	0.0	0.1	0.0	±2.0
4000	0.0	0.0	0.0	±3.0
8000	0.0	0.1	0.1	±5.0

## 5. Frequency and time weightings at 1 kHz

## 5.1 Frequency weightings at 1 kHz

Frequency Weighting	Measured Value ( dB )	Deviated Value ( dB )	Acceptance Limits ( dB )
A - weight	94.0	0.0	-
C - weight	94.0	0.0	± 0.2
Flat	94.0	0.0	± 0.2

## 5.2 Time weighting at 1 kHz

Frequency Weighting	Measured Value ( dB )	Deviated Value ( dB )	Acceptance Limits ( dB )
Fast	94.0	0.0	-
Slow	94.0	0.0	± 0.1
Leq	94.0	0.0	± 0.1

## 6. Long - term stability

Frequency Weighting	SLM Display at initial ( dB )	SLM Display at final ( dB )	Deviated Value ( dB )	Acceptance Limits ( dB )
A - weight	94.0	94.1	0.1	± 0.3

QF-TS12-04-04-020664

r. Petch.

## Continuation of Calibration Certificate

Cert. No. : ACL22183  
Job No. : VC65AC0077  
Pages : 6 of 8

## 7. Level linearity on the reference level range

Anticipated Value ( dB )	Measured Value ( dB )	Deviated Value ( dB )	Acceptance Limits ( dB )
137.0	137.0	0.0	± 1.1
136.0	136.0	0.0	± 1.1
135.0	135.0	0.0	± 1.1
134.0	134.0	0.0	± 1.1
133.0	133.0	0.0	± 1.1
132.0	132.0	0.0	± 1.1
131.0	131.0	0.0	± 1.1
129.0	129.0	0.0	± 1.1
124.0	124.0	0.0	± 1.1
119.0	119.0	0.0	± 1.1
114.0	114.0	0.0	± 1.1
109.0	109.0	0.0	± 1.1
104.0	104.0	0.0	± 1.1
99.0	99.0	0.0	± 1.1
94.0	94.0	0.0	± 1.1
89.0	89.0	0.0	± 1.1
84.0	84.0	0.0	± 1.1
79.0	79.0	0.0	± 1.1
74.0	74.0	0.0	± 1.1
69.0	69.0	0.0	± 1.1
64.0	64.0	0.0	± 1.1
59.0	59.0	0.0	± 1.1
54.0	54.0	0.0	± 1.1
49.0	49.0	0.0	± 1.1
44.0	44.0	0.0	± 1.1
39.0	39.0	0.0	± 1.1
34.0	34.0	0.0	± 1.1
30.0	29.9	-0.1	± 1.1
29.0	28.9	-0.1	± 1.1
28.0	28.0	0.0	± 1.1
27.0	27.0	0.0	± 1.1
26.0	25.9	-0.1	± 1.1
25.0	24.8	-0.2	± 1.1

QF-TS12-04-04-020664

r. Petch.

## Continuation of Calibration Certificate

Cert. No. : ACL22183  
Job No. : VC65AC0077  
Pages : 7 of 8

## 8. Level linearity including the level range control

Range	Anticipated Value ( dB )	Measured Value ( dB )	Deviated Value ( dB )	Acceptance Limits ( dB )
Auto	94.0	94.0	0.0	±1.1

## 9. Tone burst response

Time Weighting	Tone burst duration, Tb ( ms )	Cycle	Anticipated Value ( dB )	Measured Value ( dB )	Deviated Value ( dB )	Acceptance Limits ( dB )
Fast	0.25	1	108.0	108.0	0.0	1.5 ; -5.0
	2	8	117.0	117.0	0.0	1.0 ; -2.5
	200	800	134.0	134.1	0.1	±1.0
Slow	2	8	108.0	108.0	0.0	1.5 ; -5.0
	200	800	127.6	127.6	0.0	±1.0
SEL	0.25	1	99.0	98.9	-0.1	1.5 ; -5.0
	2	8	108.0	108.0	0.0	1.0 ; -2.5
	200	800	128.0	128.1	0.1	±1.0

## 10. Peak C sound level

Number of cycle in test signal	Anticipated Value ( dB )	Measured Value, L <sub>peak</sub> ( dB )	Deviated Value ( dB )	Acceptance Limits ( dB )
Continuous	133.0	133.0	0.0	-
One	136.4	135.8	-0.6	±3.0

Number of cycle in test signal	Anticipated Value ( dB )	Measured Value ( dB )	Deviated Value ( dB )	Acceptance Limits ( dB )
Continuous	133.0	133.1	0.1	-
Positive half cycle	135.4	135.2	-0.2	±2.0
Negative half cycle	135.4	135.2	-0.2	±2.0

QF-TS12-04-04-020664

r. Petch.

## Continuation of Calibration Certificate

Cert. No. : ACL22183  
Job No. : VC65AC0077  
Pages : 8 of 8

## 11. Overload indication

Measured value ( dB )		Deviated Value ( dB )	Acceptance Limits ( dB )
Positive one-half cycle	Negative one-half cycle		
89.7	89.5	-0.2	±1.5

## 12. High level stability

Frequency Weighting	SLM Display at initial ( dB )	SLM Display at final ( dB )	Deviated Value ( dB )	Acceptance Limits ( dB )
A - weight	137.0	137.0	0.0	±0.3

The reported uncertainty is based on a standard uncertainty multiplied by coverage factor  $k = 2$   
or any value following calculation, providing a level of confidence of approximately 95 %

End of Calibration Certificate

QF-TS12-04-04-020664

r. Petch.

# SITHIPORN ASSOCIATES CO.,LTD. CALIBRATION LABORATORY

451-451/1 Sirinthorn Rd, Bangbunru, Bangplud Bangkok 10700 THAILAND  
Tel:0-2435-8800 Fax:0-2433-1679 e-mail:cal-center@sithiporn.com http://www.sithiporn.com



Cert. No. : ACL22055  
Pages : 1 of 8

## Calibration Certificate

**Equipment :** SOUND LEVEL METER  
**Manufacturer :** RION  
**Model :** NL-42/ Microphone UC-52 / Preamplifier NH-24  
**Serial No.:** 00296515 / 179119 / 87526  
**ID No.:** RYG\_FS0432

**Condition As Found :** GOOD

**Customer :** ALS LABORATORY GROUP (THAILAND) CO., LTD.  
104 PHATTHANAKAN 40, PHATTHANAKAN ROAD,  
KHWAENG PHATTHANAKAN, KHET SUAN LUANG,  
BANGKOK, 10250 THAILAND.

**Location :** -  
**Ambient Temperature :** ( 23.0 ± 3 ) °C  
**Pressure :** ( 101.3 ± 3 ) kPa  
**Relative Humidity :** ( 50.0 ± 20 ) %

**Received Date :** 14 JANUARY 2022  
**Calibration Date :** 21-24 JANUARY 2022  
**Date of Issue :** 25 JANUARY 2022

**Calibrated by :** Nathakorn Pisutpaisan

**Approved by :** *T. Petchuraj*  
( Thanakul Petchuraj )

This certificate is issued in accordance with the requirements of ISO/IEC 17025 standard, may not be reproduced other than in full, except with the prior written approval of the head of Calibration Laboratory.

QF-TS12-04-04-020664

# SITHIPORN ASSOCIATES CO.,LTD. CALIBRATION LABORATORY

## Continuation of Calibration Certificate

Cert. No. : ACL22055  
Job No. : VC65AC0043  
Pages : 2 of 8

**Calibration Procedure :** CP-AC-01

### Calibration Method :

This equipment was calibrated by based on IEC-61672-3 (2013) Standard for sound level meter (SLM).  
The SLM had tests to Acoustical and Electrical signal tests of frequency weighting with Anechoic chamber and Reference Standard Instruments.

For tests results of each items were made by observation of each Instruments display and also with SLM's display.

### Condition of this result of calibration :

#### 1. Reference Standard Instruments :

Instrument	Model	Serial No.	Cert. No.	Due Date
Waveform Generator	33210A	MY48017076	EF-0012-21	10-Feb-22
Waveform Generator	33511B	MY52302742	EF-0011-21	10-Feb-22
Digital Multimeter	33461A	MY53220104	EEL-BP_05/0264	10-Feb-22
Digital Multimeter	33461A	MY53220076	EEL-BP_03/0264	08-Feb-22
Digital Multimeter	34461A	MY60024273	1-15180725251-1	15-Sep-22
Programmable Attenuator	MAT-1070	62100114	1500-07774E	08-Mar-22
Condenser Microphone	4180	2977900	AA-1008-21	05-Feb-22
Measuring Amplifier	NA-42KAI	34560495	AA-3003-21	16-Feb-22

2. This result of calibration was found accurate as shown on date and place of calibration for this calibrated item only.

3. This certificate is traceable to the international system of unit maintained at :

3.1 National Institute of Metrology (Thailand).

3.2 Thailand Institute of Scientific and Technological Research (TISTR).

QF-TS12-04-04-020664

# SITHIPORN ASSOCIATES CO.,LTD. CALIBRATION LABORATORY

## Continuation of Calibration Certificate

Cert. No. : ACL22055  
Job No. : VC65AC0043  
Pages : 3 of 8

### Summary of Measurement Result :

Parameter	Pass	Fail	Uncertainty (dB)	Maximum-permitted uncertainty of measurement (dB)
1. Absolute sensitivity	✓	-	0.2	N/A
2. Self-generated noise	✓	-	0.2	N/A
3. Acoustical signal tests of frequency weightings				
125 Hz	✓	-	0.3	0.6
1000 Hz	✓	-	0.3	0.6
8000 Hz	✓	-	0.3	0.7
4. Electrical signal tests of frequency weightings				
For 10 Hz to 4 kHz	✓	-	0.3	0.6
For > 4 kHz to 10 kHz	✓	-	0.3	0.7
For > 10 kHz to 20 kHz	-	-	-	1.0
5. Frequency and time weightings at 1 kHz	✓	-	0.2	0.2
6. Long-term stability	✓	-	0.1	0.1
7. Level linearity on the reference level range	✓	-	0.2	0.3
8. Level linearity including the level range control	✓	-	0.2	0.3
9. Tone burst response	✓	-	0.2	0.3
10. Peak C sound level	✓	-	0.2	0.35
11. Overload indication	✓	-	0.2	0.25
12. High level stability	✓	-	0.1	0.1

# SITHIPORN ASSOCIATES CO.,LTD. CALIBRATION LABORATORY

## Continuation of Calibration Certificate

Cert. No. : ACL22055  
Job No. : VC65AC0043  
Pages : 4 of 8

### Result of calibration :

#### 1. Absolute sensitivity

Reference Acoustic Signal (dB)	Measured Value (dB)	Deviation (dB)	Acceptance Limit (dB)
93.9 (93.96)	93.9	0.0	±0.3

#### 2. Self-generated noise

##### 2.1 Normal test

Measured Value (dB)
14.6

2.2 The microphone of the sound level meter was replaced by electrical signal input device.

Frequency Weighting	Measured value (dB)
A-weight	11.6
C-weight	17.7
Flat	23.1

#### 3. Acoustical signal tests of frequency weightings

Meter free-field acoustic response at a level of 84 dB

Frequency (Hz)	Deviation from various frequency weighting response curve (dB)			
	Flat	C-weight	A-weight	Acceptance Limits
125	0.1	0.1	0.1	±1.5
1000	0.0	0.0	0.0	±1.0
8000	-0.2	-0.2	-0.2	±5.0

QF-TS12-04-04-020664

QF-TS12-04-04-020664

## Continuation of Calibration Certificate

Cert. No. : ACL22055  
Job No. : VC65AC0043  
Pages : 5 of 8

## 4. Electrical signal tests of frequency weightings

Weighting network response with relative to 1 kHz.

Frequency ( Hz )	Deviation from various frequency weighting response curve (dB)			
	Flat	C-weight	A-weight	Acceptance Limits
63	-0.1	-0.1	0.0	±2.0
125	0.0	0.0	0.0	±1.5
250	0.0	0.0	0.0	±1.5
500	0.0	0.0	0.0	±1.5
1000	0.0	0.0	0.0	±1.0
2000	0.0	0.0	0.0	±2.0
4000	0.0	0.0	0.0	±3.0
8000	0.0	0.1	0.1	±5.0

## 5. Frequency and time weightings at 1 kHz

## 5.1 Frequency weightings at 1 kHz

Frequency Weighting	Measured Value ( dB )	Deviated Value ( dB )	Acceptance Limits ( dB )
A - weight	94.0	0.0	-
C - weight	94.0	0.0	±0.2
Flat	94.0	0.0	±0.2

## 5.2 Time weighting at 1 kHz

Frequency Weighting	Measured Value ( dB )	Deviated Value ( dB )	Acceptance Limits ( dB )
Fast	94.0	0.0	-
Slow	94.0	0.0	±0.1
1eq	94.0	0.0	±0.1

## 6. Long - term stability

Frequency Weighting	SLM Display at initial ( dB )	SLM Display at final ( dB )	Deviated Value ( dB )	Acceptance Limits ( dB )
A - weight	94.0	94.0	0.0	±0.3

QF-TS12-04-04-020664

P.L.A.

## Continuation of Calibration Certificate

Cert. No. : ACL22055  
Job No. : VC65AC0043  
Pages : 6 of 8

## 7. Level linearity on the reference level range

Anticipated Value ( dB )	Measured Value ( dB )	Deviated Value ( dB )	Acceptance Limits ( dB )
137.0	137.0	0.0	±1.1
136.0	136.0	0.0	±1.1
135.0	135.0	0.0	±1.1
134.0	134.0	0.0	±1.1
133.0	133.0	0.0	±1.1
132.0	132.0	0.0	±1.1
131.0	131.0	0.0	±1.1
129.0	129.0	0.0	±1.1
124.0	124.0	0.0	±1.1
119.0	119.0	0.0	±1.1
114.0	114.0	0.0	±1.1
109.0	109.0	0.0	±1.1
104.0	104.0	0.0	±1.1
99.0	99.0	0.0	±1.1
94.0	94.0	0.0	±1.1
89.0	89.0	0.0	±1.1
84.0	84.0	0.0	±1.1
79.0	79.0	0.0	±1.1
74.0	74.0	0.0	±1.1
69.0	69.0	0.0	±1.1
64.0	63.9	-0.1	±1.1
59.0	59.0	0.0	±1.1
54.0	53.9	-0.1	±1.1
49.0	49.0	0.0	±1.1
44.0	44.0	0.0	±1.1
39.0	38.9	-0.1	±1.1
34.0	34.0	0.0	±1.1
30.0	30.0	0.0	±1.1
29.0	29.0	0.0	±1.1
28.0	28.0	0.0	±1.1
27.0	27.0	0.0	±1.1
26.0	26.0	0.0	±1.1
25.0	25.1	0.1	±1.1

QF-TS12-04-04-020664

P.L.A.

## Continuation of Calibration Certificate

Cert. No. : ACL22055  
Job No. : VC65AC0043  
Pages : 7 of 8

## 8. Level linearity including the level range control

Range	Anticipated Value ( dB )	Measured Value ( dB )	Deviated Value ( dB )	Acceptance Limits ( dB )
Auto	94.0	94.0	0.0	±1.1

## 9. Tone burst response

Time Weighting	Tone burst duration, Tb ( ms )	Cycle	Anticipated Value ( dB )	Measured Value ( dB )	Deviated Value ( dB )	Acceptance Limits ( dB )
Fast	0.25	1	108.0	107.9	-0.1	1.5 ; -5.0
	2	8	117.0	117.0	0.0	1.0 ; -2.5
	200	800	134.0	134.0	0.0	±1.0
Slow	2	8	108.0	108.0	0.0	1.5 ; -5.0
	200	800	127.6	127.6	0.0	±1.0
SEL	0.25	1	99.0	98.9	-0.1	1.5 ; -5.0
	2	8	108.0	108.0	0.0	1.0 ; -2.5
	200	800	128.0	128.0	0.0	±1.0

## 10. Peak C sound level

Number of cycle in test signal	Anticipated Value ( dB )	Measured Value, L <sub>peak</sub> ( dB )	Deviated Value ( dB )	Acceptance Limits ( dB )
Continuous	133.0	133.0	0.0	-
One	136.4	136.3	-0.1	±3.0

Number of cycle in test signal	Anticipated Value ( dB )	Measured Value ( dB )	Deviated Value ( dB )	Acceptance Limits ( dB )
Continuous	133.0	133.0	0.0	-
Positive half cycle	135.4	135.2	-0.2	±2.0
Negative half cycle	135.4	135.2	-0.2	±2.0

QF-TS12-04-04-020664

P.L.A.

## Continuation of Calibration Certificate

Cert. No. : ACL22055  
Job No. : VC65AC0043  
Pages : 8 of 8

## 11. Overload indication

Measured value ( dB )		Deviated Value ( dB )	Acceptance Limits ( dB )
Positive one-half cycle	Negative one-half cycle		
89.6	89.6	0.0	±1.5

## 12. High level stability

Frequency Weighting	SLM Display at initial ( dB )	SLM Display at final ( dB )	Deviated Value ( dB )	Acceptance Limits ( dB )
A - weight	137.0	137.0	0.0	±0.3

The reported uncertainty is based on a standard uncertainty multiplied by coverage factor  $k = 2$   
or any value following calculation, providing a level of confidence of approximately 95 %

End of Calibration Certificate

QF-TS12-04-04-020664

P.L.A.

# CERTIFICATE OF CALIBRATION

ISSUED BY: Cirrus Research plc  
DATE OF ISSUE: 02/12/21  
CERTIFICATE NUMBER: 166913

Cirrus Research plc  
Acoustic House  
Bridlington Road  
Hunmanby  
North Yorkshire  
YO14 0PH  
United Kingdom

Page 1 of 1

Test engineer:  
Rebecca Thomas  
Electronically signed:

*R Thomas*

## doseBadge Reader

### Instrument

Manufacturer: Cirrus Research plc  
Model Number: RC:110A  
Serial Number: 76062  
Notes:

### Calibration Procedure

The tests were carried out in accordance with the requirements of IEC 60942:2003 where applicable.

Date of Calibration: 01 December 2021

### Functionality Results

Function	Result
Keypad	Pass
Battery Power	Pass
Display	Pass
Communication	Pass
2 way IR link	Pass
Clock	Pass

REVIEW BY: *Nelson P*  
APPROVED BY: *[Signature]*  
NEXT CAL DATE: 1/12/22

### Calibration Results

	Level (dB)	Frequency (Hz)	Distortion (% THD + Noise)
Initial	114.20	1000.9	0.35
Adjusted	113.99	1000.9	0.34
Uncertainty	± 0.11	± 0.14	± 0.10
Tolerances	± 0.60	± 2.00	± 4.00

### Environmental Conditions

Pressure: 98.75 kPa  
Temperature: 22.4 °C  
Humidity: 43.9 %

### Notes

This certificate provides traceability of measurement to the SI system of units and/or to units of measurement realised at the National Physical Laboratory or other recognised national metrology institutes. This certificate may not be reproduced other than in full, except with the prior written approval of the issuing laboratory. The results within this certificate relate only to the items calibrated. The reported expanded uncertainty is based on a standard uncertainty multiplied by a coverage factor k=2, providing a coverage probability of approximately 95%.

# CERTIFICATE OF CALIBRATION

ISSUED BY: Cirrus Research plc  
DATE OF ISSUE: 07 October 2022  
CERTIFICATE NUMBER: 181216

Cirrus Research plc  
Acoustic House  
Bridlington Road  
Hunmanby  
North Yorkshire  
YO14 0PH  
United Kingdom

Page 1 of 1

Test engineer:  
Nigel Smith  
Electronically signed:

*Nigel Smith*

## doseBadge Reader

### Instrument

Manufacturer: Cirrus Research plc  
Model Number: RC:110A  
Serial Number: 92612  
Notes:

### Calibration Procedure

The tests were carried out in accordance with the requirements of IEC 60942:2003 where applicable.

Date of Calibration: 07 October 2022

### Functionality Results

Function	Result
Keypad	Pass
Battery Power	Pass
Display	Pass
Communication	Pass
2 way IR link	Pass
Clock	Pass

### Calibration Results

	Level (dB)	Frequency (Hz)	Distortion (% THD + Noise)
Result	113.99	1004.5	0.47
Uncertainty	± 0.11	± 0.14	± 0.10
Tolerances	± 0.60	± 2.00	± 4.00

No adjustments were made during this calibration.

### Environmental Conditions

Pressure: 100.27 kPa  
Temperature: 23.6 °C  
Humidity: 45.3 %

### Notes

This certificate provides traceability of measurement to the SI system of units and/or to units of measurement realised at the National Physical Laboratory or other recognised national metrology institutes. This certificate may not be reproduced other than in full, except with the prior written approval of the issuing laboratory. The results within this certificate relate only to the items calibrated. The reported expanded uncertainty is based on a standard uncertainty multiplied by a coverage factor k=2, providing a coverage probability of approximately 95%.



TECHNOLOGY PROMOTION ASSOCIATION (THAILAND-JAPAN)  
CORPORATE SERVICES 3 : EQUIPMENT CALIBRATION AND TESTING SERVICES  
534/4 PATTANAKARN ROAD SOI 18, SUANLUANG, SUANLUANG BANGKOK 10250  
TEL. 0-2717-3000 FAX. 0-2719-9484

Cert.No.: 22TW34  
Page.: 1 of 2

## Certificate of Testing

Equipment : DO Meter  
Manufacturer : YSI  
Model : 5000-115V  
Serial No. : 15E102796  
ID No. : RYG\_EN0032  
Received Date : 11 February 2022  
Test Date : 14 February 2022  
Reference : 2202-0404DSC-4  
Submitted by : ALS Laboratory Group (Thailand) Co., Ltd.  
(Rayong Branch)  
616/10 Moo 5 T.Maenam Khu, A.Pluakdaeng,  
Rayong 21140, Thailand  
Laboratory Condition : Temperature ( 25 ± 5 ) °C  
Humidity ( 50 ± 20 ) %  
Test Procedure : In - house method : CP-CH9  
by Comparison Technique with Azide Modification Method  
Tested by : Walalak Sirithean  
Approved by : *Sailthip*  
Approved Signatory  
( ) Malee Butkruea  
(x) Sailthip Meangmai  
( ) Warakorn Lemgatrakul

REVIEW BY: *M. Banerji*  
APPROVED BY: *D. [Signature]*  
NEXT CAL DATE: 15/8/23

Issue Date : 18 February 2022

B 0281285



Cert.No.: 22TW34  
Page.: 2 of 2

Result : Dissolved Oxygen Meter Adjustment With Air 100 %  
Dissolved Oxygen Probe No.: 15E100464

Titration Method (Azide Modification Method)	DO Meter Reading	Standard Deviation
(mg/L)	(mg/L)	(mg/L)
8.02	8.02	0.0084

This report was certified only for the instrument we tested. It is allowable to use for study the system efficiency. The environmental impact control and present to organization it may concerned intend to use for advertising and referral purpose is prohibited. This report may not be reproduced other in full, without written approval of the laboratory

-o0o-

*Sailthip*

a 1094744



TECHNOLOGY PROMOTION ASSOCIATION (THAILAND-JAPAN)  
CORPORATE SERVICES 3: EQUIPMENT CALIBRATION AND TESTING SERVICES  
534/4 PATTANAKARN ROAD SOI 18, SUANLIANG, SUANLIANG BANGKOK 10250  
TEL: 0-2717-3000-27 FAX: 0-2719-9484



Cert. No.: 22LM12  
Page.: 1 of 2

## Certificate of Calibration

Equipment : DO Meter with Sensor  
Manufacturer : YSI  
Model : 5000-115V  
Serial No. : 15E102796  
ID No. : RYG\_EN0032  
Submitted by : ALS Laboratory Group (Thailand) Co.,Ltd. (Rayong Branch)  
616/10 Moo 5 T.Maenam Khu, A.Pluakdaeng,  
Rayong 21140, Thailand  
Location : TPA On Site Calibration Laboratory  
Received Order : 11 February 2022  
Calibrated Date : 21 February 2022  
Ambient Temperature : (26 ± 10) °C  
Relative Humidity : (50 ± 30) %  
AC Line Voltage : (220 ± 22) V  
Calibrated by : Kunchit Promprat  
Approved by :   
( ) Pornthippa Tameyakul  
(✓) Malee Butkruea  
( ) Suwit Imjai  
Issue Date : 21 February 2022

The Uncertainties are for a confidence probability of approximately 95%

This certificate may not be reproduced other than in full, except with the prior written  
Approval of the head of Corporate Services 3 : Equipment Calibration and Testing Services.

A 0038008



Equipment : DO Meter with Sensor  
Condition As-Received : Used Item  
Reference : 2202-0404DSC-5

Cert. No.: 22LM12  
Page.: 2 of 2

### Procedure Used :-

Calibration were conducted using in-house calibration procedure CP-OT01 according to comparison with Industrial Platinum Resistance Thermometer (IPRT) into Temperature Bath.  
The temperature scale used was based on ITS-90.

### Condition of this result of calibration

#### 1. Reference standard instrument:-

Instrument	Model	Serial No.	Cert. No.	Due Date
1) Digital Thermometer	1523	2188080	2111273	22 Nov 2022

2. This certificate is valid only to the item calibrated on date and place of calibration.  
3. This certification is traceable to the International System of Unit.

### Result of Calibration :- ( \* ) Without Adjustment

Function : Temperature measurement.

This instrument was connected with temperature sensor, S/N.: 15E100464

Calibration Point (°C)	Immersion Depth (mm)	Standard Temperature (°C)	UUC* Reading (°C)	Error (°C)	Uncertainty (± °C)	Coverage Factor k
20.00	45	20.001	19.88	-0.121	0.15	2.00

UUC\* : Unit Under Calibration

The reported uncertainty of measurement was based on a standard uncertainty multiplied by a coverage factor *k*, providing a level of confidence of approximately 95 %.

-o-o-

a 1095714



TECHNOLOGY PROMOTION ASSOCIATION (THAILAND-JAPAN)  
CORPORATE SERVICES 3: EQUIPMENT CALIBRATION AND TESTING SERVICES  
534/4 PATTANAKARN ROAD SOI 18, SUANLIANG, SUANLIANG BANGKOK 10250  
TEL: 0-2717-3000-27 FAX: 0-2719-9484



Cert. No.: 22TM317  
Page.: 1 of 3

## Certificate of Calibration

Equipment : Low Temp. Incubator  
Manufacturer : Memmert  
Model : IPP750  
Serial No. : V818.0084  
ID No. : RYG\_EN0154  
Submitted by : ALS Laboratory Group (Thailand) Co.,Ltd.  
(Rayong Branch)  
616/10 Moo 5 T.Maenam Khu,  
A.Pluakdaeng, Rayong 21140, Thailand  
Location : BOD Room  
Received Order : 22 April 2022  
Calibration Date : 22 April 2022  
Ambient Temperature : (26 ± 10) °C  
Relative Humidity : (50 ± 30) %  
Calibrated by : Man Pattanapongpaiboon  
Approved by :   
( ) Pornthippa Tameyakul  
(✓) Malee Butkruea  
( ) Suwit Imjai  
Issue Date : 3 May 2022

The Uncertainties are for a confidence probability of approximately 95%

This certificate may not be reproduced other than in full, except with the prior written  
Approval of the head of Corporate Services 3 : Equipment Calibration and Testing Services.

A 0040735



Equipment : Low Temp. Incubator  
Condition As-Received : Used Item  
Reference : 2204-0146OC-1

Cert. No.: 22TM317  
Page.: 2 of 3

### Procedure Used :-

Calibration were conducted using calibration procedure CP-OT02 according to direct measurement  
The temperature scale used was based on ITS-90.

### Condition of this result of calibration

#### 1. Reference standard instrument:-

Instrument	Model	Serial No.	Cert. No.	Due Date
1) Data Acquisition	34970A	MY44031769	21LM12	02 Sep 2022

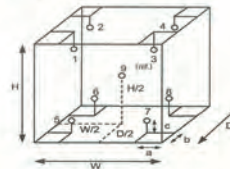
2. This certificate is valid only to the item calibrated on date and place of calibration.  
3. This certification is traceable to the International System of Unit.

### Result of Calibration :- ( \* ) Without Adjustment

Function of UUC\* : Temperature Source

Fresh air setting : Close

Environment during calibration		
	Beginning	Finished
Temp. (°C)	25	25
REL.Humid. ( % )	54	58
AC Supply ( Volt )	221	223



#### Probe Installation Details :

a = 10 cm  
b = 10 cm  
c = 10 cm

#### Dimension of Chamber :

D = 0.60 m  
W = 1.0 m  
H = 1.2 m  
Capacity = 0.75 m³

Position :	Ref. Std. ID No.:
1	9RTD-2/1
2	9RTD-2/2
3	9RTD-2/3
4	9RTD-2/4
5	9RTD-2/5
6	9RTD-2/6
7	9RTD-2/7
8	9RTD-2/8
9 (ref.)	9RTD-2/9

a 1106485



Equipment : Low Temp. Incubator  
Condition As-Received : Used Item  
Reference : 2204-0146OC-1  
Result of Calibration : ( ) Without Adjustment  
Function of UUC : Temperature Source  
Fresh air setting : Close

Cert. No.: 22TM317  
Page: 3 of 3

Calibration Point (°C)	UUC Setting (°C)	UUC Reading (°C)	Temperature stability (± °C)	Temperature uniformity (°C)	Overall Variation (°C)	Uncertainty (± °C)	Coverage Factor: k
20.0	20.0	20.0	0.022	0.20	0.22	0.30	2

Measured Temperature (°C)									
Calibration Point (°C)	Position								
	1	2	3	4	5	6	7	8	9 (ref.)
20.0	20.209	20.174	20.199	20.110	20.075	20.062	20.027	20.069	20.030

Average\* : The average of 30 values in each position.

Temperature stability : One-half of the greatest maximum difference of measured temperature at any one sensor.

Temperature uniformity : The maximum difference of measured temperatures at any sensors and the measured temperature at the reference location which are observed at the same time or at as close an observation time as possible to determine the temperature pattern or homogeneity within the chamber under steady-state conditions.

Overall Variation : The Difference of the maximum and minimum measured temperatures throughout observation.

UUC\* : Unit Under Calibration

Note : The reported uncertainty of measurement was included stability and excluded uniformity .

The reported uncertainty of measurement was based on a standard uncertainty multiplied by a coverage factor k, providing a level of confidence of approximately 95 %.

-000-

a 1106484



## Certificate of Calibration

Equipment : SPECTROPHOTOMETER  
Model : DR6000  
Serial No. (or ID.): 1627845 (RYG\_EN0037)  
Manufacturer : HACH  
Condition : In Condition

Certificate No.: C06220484  
Issued Date: 27 September 2022  
Job No.: KSPR2212224  
Page: 1 of 3

Customer : ALS Laboratory Group (Thailand) Co.,Ltd. (Rayong Branch)  
616/10 Moo 5 T.Maenam Khu,  
A.Pluakdaeng, Rayong 21140, Thailand.

REVIEW BY : *N.Bangert*  
APPROVED BY : *D.A.*  
NEXT CAL DATE : 27/12/24

Environment Condition: Temperature 23.1 °C ±  
Humidity 65.4 %RH ± 3.2 %RH

Calibration Place: ALS Laboratory Group (Thailand) Co.,Ltd. (Rayong Branch) ( Wet Chemistry )  
616/10 Moo 5 T.Maenam Khu,  
A.Pluakdaeng, Rayong 21140, Thailand.

Calibration By: Mr. Chattaphon Folthong  
Calibration Date: 27 September 2022  
The Method used: In house method, CAL-WI-24, base on ASTM E 275-08 and ASTM E 387-04

Traceability: This certificate is traceable to the CRM maintained by National Institute of Standards and Technology (NIST) through Starna Scientific Limited.

The standard for Wavelength Certificate No. 91418 and 91435  
The standard for Photometric Certificate No. 91441 and 101088  
The standard for Stray light Certificate No. 101041 and 101040  
The standard for Spectral resolution Certificate No. 101037

*Chattaphon Folthong*  
(Mr. Chattaphon Folthong)  
Person in charge

*Thailekkaek Pongnang*  
(Mr. Thailekkaek Pongnang)  
Authorized signatory

This certificate is issued the units of measurement according to the International System of Units (SI). It provides traceability of measurement to International or national standard or other recognized national standard laboratories.

The measurement uncertainty stated in the expanded uncertainty which is obtained from the standard uncertainty multiplied by the coverage factor (k=2) to provide a level of confidence of approximately 95%. It is determined in accordance with the Guide to Expression of Uncertainty in Measurement (GUM).

These results may be affected by deviations from specified conditions. The results relate only to the items tested, calibrated or sampled. The report shall not be reproduced except in full without approval of DKSH Technology Limited.

DKSH Technology Limited  
2533 Sukhumvit Road, Bangkok, Prachinburi, Bangkok 10260  
Phone: +66 2638 7000 Email: info.calibration@dksh.com Website: www.dksh.com/calibration-thailand

Delivering Growth - In Asia and Beyond.

CALFM-C06-13: 20 Jul 2022



Certificate No.: C06220484 Page 2 of 3

### Calibration Results: Without Adjustment

Wavelength Accuracy (nm), The spectral bandwidth of Std at 2 nm and UUC at 2 nm

Standard Wavelength	Unit Under Calibration	Correction	Uncertainty
418.61	418.4	0.21	0.14
536.66	536.7	-0.04	0.14
637.96	638.3	-0.32	0.14
748.48	748.8	-0.32	0.14
807.03	807.4	-0.37	0.13

Photometric Accuracy (Absorbance)

Wavelength	Standard absorbance	Unit Under Calibration	Correction	Uncertainty
420 nm	0.0000	0.000	0.0000	0.0045
	0.5605	0.563	-0.0025	0.0045
	0.7334	0.737	-0.0036	0.0045
	1.0534	1.057	-0.0036	0.0045
440 nm	0.0000	0.000	0.0000	0.0045
	0.5503	0.553	-0.0027	0.0045
	0.7179	0.720	-0.0021	0.0045
	1.0312	1.034	-0.0028	0.0045
465 nm	0.0000	0.000	0.0000	0.0045
	0.5024	0.506	-0.0036	0.0045
	0.6693	0.672	-0.0027	0.0045
	0.9604	0.964	-0.0036	0.0045
546.1 nm	0.0000	0.000	0.0000	0.0045
	0.5168	0.519	-0.0022	0.0045
	0.6903	0.691	-0.0007	0.0045
	0.9904	0.992	-0.0016	0.0045
590 nm	0.0000	0.000	0.0000	0.0045
	0.5525	0.554	-0.0015	0.0045
	0.7175	0.718	-0.0005	0.0045
	1.0301	1.031	-0.0009	0.0045
635 nm	0.0000	0.000	0.0000	0.0045
	0.5367	0.538	-0.0013	0.0045
	0.6847	0.685	-0.0003	0.0046
	0.9823	0.983	-0.0007	0.0045

DKSH Technology Limited  
2533 Sukhumvit Road, Bangkok, Prachinburi, Bangkok 10260  
Phone: +66 2638 7000 Email: info.calibration@dksh.com Website: www.dksh.com/calibration-thailand

Delivering Growth - In Asia and Beyond.

CALFM-C06-13: 20 Jul 2022



Certificate No.: C06220484 Page 3 of 3

### Calibration Results: Without Adjustment

Photometric Accuracy (Absorbance)

Wavelength	Standard absorbance	Unit Under Calibration	Correction	Uncertainty
235 nm	0.0000	0.000	0.0000	0.0080
	0.7423	0.744	-0.0017	0.0083
257 nm	0.0000	0.000	0.0000	0.0080
	0.8609	0.861	-0.0001	0.0084
313 nm	0.0000	0.000	0.0000	0.0080
	0.2895	0.292	-0.0025	0.0080
350 nm	0.0000	0.000	0.0000	0.0080
	0.6381	0.638	0.0001	0.0080

Stray light \*

Standard: cut-off	UUC: Wavelength (nm)	UUC: Transmission (1/T)	Absorbance (A)
260.67 ± 0.11 nm	260.7	2.1	1.678
391.94 ± 0.11 nm	391.9	1.7	1.770

Spectral Resolution \*

Nominal Concentration 0.02 % v/v	Peak	Trough	Ratio	SBW
Standard Wavelength (nm)	268.60	266.63	1.39	2.00
UUC: Wavelength (nm)	268.2	266.1		
Std Absorbance (A)	0.4810	0.3176		
Absorbance (A)	0.373	0.268		

\* Calibration Marked "Not TISI Accredited" in this Certificate have been included for completeness.

The End of Certificate

DKSH Technology Limited  
2533 Sukhumvit Road, Bangkok, Prachinburi, Bangkok 10260  
Phone: +66 2638 7000 Email: info.calibration@dksh.com Website: www.dksh.com/calibration-thailand

Delivering Growth - In Asia and Beyond.

CALFM-C06-13: 20 Jul 2022

# ใบตรวจสอบสภาพเครื่องวัดสิ่งแวดล้อม

เลขที่ใบงาน: KSPR2212224

ชนิดเครื่องมือ: SPECTROPHOTOMETER

รุ่น: DR6000

หมายเลขเครื่อง: 1627845

ตรวจสอบ (รับ)		รายการตรวจเช็ค	ตรวจสอบ (ส่ง)		หมายเหตุ
27 Sep 2022			27 Sep 2022		
ปกติ	ไม่ปกติ		ปกติ	ไม่ปกติ	
		General			
<input checked="" type="checkbox"/>	<input type="checkbox"/>	1. ความสมบูรณ์เครื่อง	<input checked="" type="checkbox"/>	<input type="checkbox"/>	
<input checked="" type="checkbox"/>	<input type="checkbox"/>	2. ความสะอาด ( ช่องใส่ตัวอย่าง, ภายใน-นอกเครื่อง)	<input checked="" type="checkbox"/>	<input type="checkbox"/>	
<input checked="" type="checkbox"/>	<input type="checkbox"/>	3. สวิตช์ เปิด – ปิด เครื่อง (On-Off Switch)	<input checked="" type="checkbox"/>	<input type="checkbox"/>	
<input checked="" type="checkbox"/>	<input type="checkbox"/>	4. ปุ่มกด (Keypad)	<input checked="" type="checkbox"/>	<input type="checkbox"/>	
<input checked="" type="checkbox"/>	<input type="checkbox"/>	5. หน้าจอ (Display, Screen Contrast)	<input checked="" type="checkbox"/>	<input type="checkbox"/>	
		Spectrophotometer			
<input type="checkbox"/>	<input type="checkbox"/>	6. แรงดันไฟฟ้า (Battery Backup) >= 2.5 VDC	<input type="checkbox"/>	<input type="checkbox"/>	
<input type="checkbox"/>	<input type="checkbox"/>	7. ตัวควบคุมความยาวคลื่น (Wavelength Control)	<input type="checkbox"/>	<input type="checkbox"/>	
<input checked="" type="checkbox"/>	<input type="checkbox"/>	8. ความยาวคลื่น (Wavelength Check)	<input checked="" type="checkbox"/>	<input type="checkbox"/>	656.1 นาโน 656.1 nm
<input checked="" type="checkbox"/>	<input type="checkbox"/>	9. แหล่งกำเนิดแสง (UV < 3,000 hour)	<input checked="" type="checkbox"/>	<input type="checkbox"/>	
<input checked="" type="checkbox"/>	<input type="checkbox"/>	10. แหล่งกำเนิดแสง (Visible < 5,000 hour)	<input checked="" type="checkbox"/>	<input type="checkbox"/>	
<input checked="" type="checkbox"/>	<input type="checkbox"/>	11. ช่องวัดหลายตัวอย่าง (Carousel Module)	<input checked="" type="checkbox"/>	<input type="checkbox"/>	
		pH Meter and Conductivity Meter			
<input type="checkbox"/>	<input type="checkbox"/>	12. อิเล็กโทรด ( Electrode and Connection Cable )	<input type="checkbox"/>	<input type="checkbox"/>	
<input type="checkbox"/>	<input type="checkbox"/>	13. ระดับสารละลายใน Electrode (Level KCl )	<input type="checkbox"/>	<input type="checkbox"/>	
<input type="checkbox"/>	<input type="checkbox"/>	14. ฝาปิดกันปลาย Electrode (Dust Protection Hood)	<input type="checkbox"/>	<input type="checkbox"/>	
<input type="checkbox"/>	<input type="checkbox"/>	15. ขาตั้งอิเล็กโทรด (Stand)	<input type="checkbox"/>	<input type="checkbox"/>	
		Turbidimeter			
<input type="checkbox"/>	<input type="checkbox"/>	16. ค่าความขุ่นที่ต่ำสุด (No Sample)	<input type="checkbox"/>	<input type="checkbox"/>	
<input type="checkbox"/>	<input type="checkbox"/>	17. ระดับการกรองตัวอย่างของแสง (>= 2.5 ไม่นาน 3.0)	<input type="checkbox"/>	<input type="checkbox"/>	
		Automatic titrator			
<input type="checkbox"/>	<input type="checkbox"/>	18. สภาพ Piston Burettes	<input type="checkbox"/>	<input type="checkbox"/>	
<input type="checkbox"/>	<input type="checkbox"/>	19. Function Rinsing and Dosing	<input type="checkbox"/>	<input type="checkbox"/>	
<input type="checkbox"/>	<input type="checkbox"/>	20. ระบบท่อสายยางและอุปกรณ์ประกอบ	<input type="checkbox"/>	<input type="checkbox"/>	

เพิ่มข้อมูลแนบมา :

Mr. Chattuphon Folthong  
Service Engineer

บริษัท เทคโนโลยี เอเชีย จำกัด  
DKSH Technology Limited  
2533 ถนนสุขุมวิท แขวงคลองเตย เขตคลองเตย กรุงเทพมหานคร 10260  
2533 Sukhumvit Road, Bangkok, Thailand 10260  
Phone: +66 2032 7000 Email: info.asia@dksh.com Website: www.dksh.com/scientific-thailand

Delivering Growth - In Asia and Beyond.

CAL-FM-R31-03: 20 Jul 2022



TECHNOLOGY PROMOTION ASSOCIATION (THAILAND-JAPAN)  
CORPORATE SERVICES 3: EQUIPMENT CALIBRATION AND TESTING SERVICES  
534/4 PATTANAKARN ROAD SOI 18, SUANLIANG, SUANLIANG BANGKOK 10250  
TEL: 0-2717-3000-27 FAX: 0-2719-9484



Cert.No.: 22CH405  
Page: 1 of 3

## Certificate of Calibration

Equipment : pH Meter  
Manufacturer : Mettler Toledo  
Model : Seven Compact S220  
Serial No. : C104059460  
ID No. : RYG\_EN0183  
Condition As-Received : Used Item  
Received Date : 16 March 2022  
Calibration Date : 17 March 2022  
Reference : 2203-0611DSC-4  
Submitted by : ALS Laboratory Group (Thailand) Co.,Ltd.  
Rayong Branch  
616/10 Moo 5 T.Maenam Khu,  
A.Pluakdaeng, Rayong 21140, Thailand

Ambient Temperature : (25  $\pm$  2.5) °C  
Relative Humidity : (50  $\pm$  15) %  
Calibration Procedure :  
- CP-CH5 by direct measurement with standard voltage calibrator and direct measurement with certified reference material (CRM)  
- CP-CH8 by comparison with standard thermometer

Calibrated by : Warakorn Lemgagrakul

Approved by : Malee Butkruea  
Approved Signatory

( / ) Malee Butkruea  
( / ) Sathip Meangmai  
( / ) Warakorn Lemgagrakul

Issue Date : 22 March 2022

The Uncertainties are for a confidence probability of approximately 95%

This certificate may not be reproduced other than in full, except with the prior written approval of the head of Corporate Services 3 : Equipment, Calibration and Testing Services.

A 0037307



Cert.No.: 22CH405  
Page: 2 of 3

### Condition of this calibration result

#### 1. Reference Standard Instrument :-

Instrument	Serial No.	ID No.	Cert. No.	Due Date
1) Document Process Calibrator	54030049	130RC116	21E2682	25 Aug 2022
2) Ref. Standard Thermometer	4982054	110RC044	21I1201	26 Oct 2022

This certification is traceable to the International System of Unit maintained at:-  
- Traceable to National Institute of Metrology (Thailand), NIMT

#### 2. Certified Reference Materials : The measurement results are traceable to SI through CPA chem Ltd., ANSI-ASQ National Accreditation Board, Accredited No. AR-1835

Buffer Solution	Manufacturer	Lot No.	Exp. date
pH 4.008	CPA chem	788995	01 Jan 2024
pH 6.982	CPA chem	761017	02 Aug 2022
pH 10.015	CPA chem	766824	04 Sep 2022

3. This certificate is valid only to the item calibrated on date and place of calibration.

### Calibration Results

#### Function : mV Measurement

#### Performing standard curve by Fluke at pH (4,7,10)

Unit Under Calibration	Nominal Value	Standard Voltage Input	Actual Reading		Uncertainty of Measurement ( $\pm$ mV)	Coverage factor k
	pH	mV	mV	pH		
pH Meter S/N.: C104059460	4.000	177.48	177.4	4.000	0.058	2.00
	7.000	0.00	-0.1	7.000	0.058	2.00
	10.000	-177.48	-177.5	10.000	0.058	2.00



Cert.No.: 22CH405  
Page: 3 of 3

### Calibration Results

#### Function : pH Measurement

#### Performing three buffers standard curve by using buffer nominal pH (4,7,10)

Unit Under Calibration	Standard pH Buffer Solution	Actual pH Reading	Actual mV Reading (mV)	Uncertainty of pH measurement ( $\pm$ )	Coverage factor k
pH Electrode S/N.: 1453404	4.008	4.010	177.7	0.0046	2.00
	6.982	6.988	3.6	0.0084	2.00
	10.015	10.010	-172.9	0.0073	2.05

#### Function : Temperature Measurement

#### (\* ) Without adjustment

This equipment was connected with Temperature Probe;

- Model : InLab Expert Pro-ISM  
- Serial No. : 1453404  
Dimension of probe:  
- Length : 120 mm.  
- Diameter : 12 mm.  
- Immersion Depth : 100 mm.

Calibration Point (°C)	Standard Temperature (°C)	UUC* Reading (°C)	Error (°C)	Uncertainty of measurement ( $\pm$ °C)	Coverage factor k
25.0	25.002	24.9	-0.102	0.13	2.00

Remark : - UUC\* = Unit Under Calibration

The reported uncertainty of measurement was based on a standard uncertainty multiplied by a coverage factor k, providing a level of confidence of approximately 95 %.

-000-

a 1100955

a 1100954



## Certificate of Calibration

Certificate No.: 22E986  
Page: 1 of 2

Equipment: pH Meter  
Manufacturer: Mettler Toledo  
Model: SevenCompact S220  
Serial No.: C104059460  
ID No.: RYG\_EN0183  
Condition As-Received: Used Item  
Received Date: 16 March 2022  
Calibration Date: 21 March 2022  
Reference: 2203-0611DSC  
Ambient Temperature: ( 23 ± 2 ) °C  
Relative Humidity: ( 50 ± 10 ) %

This certificate may not be reproduced other than in full,  
except with the prior written approval of the head of  
Corporate Services 3: Equipment Calibration and Testing Services.

Submitted by: ALS Laboratory Group (Thailand) Co., Ltd. Rayong Branch

616/10 Moo 5 T.Maenam Khu, A.Pluakdaeng, Rayong  
21140, Thailand

Procedure used: Calibration were conducted using in-house calibration Procedure CP-E17 According to direct measurement  
method with Multi-Product Calibrator.

### Condition of this result of calibration

#### 1. Reference standards instruments:


Instrument	Model	Serial No.	Certificate No.	Due Date
1) Multi-Product Calibrator	5500A	6440007	21E1444	07 May 2022

2. This result of calibration was made on requested at the point specified by customer.

3. The certificate is valid only to the item calibrated on date and place of calibration.

4. This Certification is traceable to the International System of Unit maintained at:-

-National Institute of Metrology Thailand (NIMT)



Calibrated by: Pongsagorn Boonyaporn  
Issue Date: 22 March 2022

Approved Signatory:

Phanee Prabpaipal  
Nuntawat Khanchai  
Pomthippa Tanayakul

0284414



Cert. No.: 22E986  
Page: 2 of 2

### Result of calibration :- (\*) Without adjustment ( ) After adjustment

Function:	DC voltage measurement	Range:	2000 mV	
	Standard Value	UUC* Reading	Error	Uncertainty
	( mV )	( mV )	( mV )	( ± μV )
	-200.0000	-200.0	0.0	72
	-150.0000	-150.0	0.0	69
	-100.0000	-100.0	0.0	65
	-50.0000	-50.0	0.0	62
	0.0000	0.0	0.0	58
	50.0000	50.0	0.0	62
	100.0000	100.0	0.0	65
	150.0000	150.0	0.0	69
	200.0000	200.0	0.0	72

The reported uncertainty of measurement was based on a standard uncertainty multiplied by a coverage factor  $k = 2$ , providing a level of confidence of approximately 95 %

\*UUC= Unit Under Calibration.

-000-

a 1101070



PENTA CALIBRATION CO., LTD.  
66/124 The Connect 33 Village Kanchanaphisek Road  
Dokmai Prawet Bangkok 10250  
Tel: +66 (0) 2059-9773  
www.pentalcal.com

## Certificate of Calibration

Represent to Certificate of Calibration ,PTC/07/22103

Certificate No.: PTC/07/22103 Page: 1 of 2  
Equipment: Digital Balance Condition: Normal  
Manufacturer: Sartorius Serial No.: 26207038  
Model: MSE224S-100-DU ID No.: RYG\_EN0002  
Type of Balance: Single interval



Customer: ALS Laboratory Group (Thailand) Co., Ltd.  
616/10 Moo 5 T.Maenamkoo, A.Pluakdaeng,  
Rayong 21140, Thailand



Environment Condition: Temperature 23.9 °C ± 0.3 °C  
Humidity 58.1 %RH ± 4.4 %RH  
Air density 1.17 kg/m<sup>3</sup>

Calibration Place: ALS Laboratory Group (Thailand) Co., Ltd.  
616/10 Moo 5 T.Maenamkoo, A.Pluakdaeng,  
Rayong 21140, Thailand

The Method used: In house method, PTC-WI-07, base on Euramet cg. 18

Traceability: This certificate is traceable to the SI Units through Thai Calibration Service Co., Ltd.,  
NSC-ONSC Accreditation No.: Calibration 0189

Date Received: March 23, 2022

Calibration Date: March 23, 2022

Issued Date: March 25, 2022

Calibration By: Mr. Rungroje Metakul



Reviewed by: ( Mr. Kriangsak Kalasri )

Approved By: ( Mr. Keattisak Kerdto )  
Laboratory Manager

This certificate is issued the units of measurement according to the International System of Units (SI). It provides traceability to  
measurement to international or national standard or other recognized national standard laboratories.

The measurement uncertainty stated in the expanded uncertainty which is obtained from the standard uncertainty multiplied by  
the coverage factor ( $k=2$ ) to provide a level of confidence of approximately 95%. It is determined in accordance with the Guide to  
Expression of Uncertainty in Measurement (GUM). The effect that the results relate only to the items calibrated.

This calibration certificate shall not be reproduced except in full only, without written approval from penta calibration co., ltd.



PENTA CALIBRATION CO., LTD.  
66/124 The Connect 33 Village Kanchanaphisek Road  
Dokmai Prawet Bangkok 10250  
Tel: +66 (0) 2059-9773  
www.pentalcal.com

Represent to Certificate of Calibration ,PTC/07/22103

Certificate No.: PTC/07/22103

Page: 2 of 2

### Measurement Results:

Without Adjustment:

Function Calibration: Non Adjustment

Eccentric Error: Weight to be 1/3, 1/2 or of Maximum capacity



Eccentricity test 100 (g)				
Position (g)				
1	2	3	4	5
0.0000	0.0000	-0.0002	0.0002	0.0002
Maximum deviation: 0.0002				

Repeatability Test: Weight to be 1/2 ≤ L ≤ Maximum capacity

Determination of the standard deviation of weighing balance., Readability 0.0001 (g)

Nominal test value (g)	Standard Deviation
200	0.00003

Error of Indication: from nominal value., Readability 0.0001 (g)

Nominal Value (g)	Conventional Mass (g)	Indication (g)	Correction of Balance (g)	Uncertainty (g)	k
0	0.00000	0.0000	0.0000	0.000086	2.16
0.01	0.01000	0.0100	0.0000	0.00010	2.06
0.1	0.10000	0.1000	0.0000	0.00010	2.06
1	1.00000	1.0000	0.0000	0.00010	2.06
2	2.00000	1.9999	0.0001	0.00010	2.06
5	5.00001	5.0000	0.0000	0.00010	2.06
10	10.00000	10.0000	0.0000	0.00010	2.06
20	20.00003	19.9999	0.0001	0.00011	2.05
50	50.00004	49.9999	0.0001	0.00012	2.00
100	100.00004	100.0001	-0.0001	0.00017	2.00
200	200.00011	200.0000	0.0001	0.00027	2.00

Note: Weight of adjust (g)

The End of Certificate



TECHNOLOGY PROMOTION ASSOCIATION (THAILAND-JAPAN)  
CORPORATE SERVICES 3: EQUIPMENT CALIBRATION AND TESTING SERVICES  
534/4 PATTANAKARN ROAD SOI 18, SUANLUANG, SUANLUANG BANGKOK 10250  
TEL: 0-2717-3000-27 FAX: 0-2719-9484



Cert. No.: 22TM1492  
Page : 1 of 3

## Certificate of Calibration

Equipment : Hot Air Oven  
Manufacturer : Memmert  
Model : UM 400  
Serial No. : b495.0899  
ID No. : RYG\_EN0006  
Submitted by : ALS Laboratory Group (Thailand) Co.,Ltd. (Rayong Branch)  
616/10 Moo 5, T. Maenam Khu,  
A. Pluakdaeng,  
Rayong 21140, Thailand  
Location : Oven Room  
Received Order : 20 October 2022  
Calibration Date : 20 October 2022  
Ambient Temperature : (26 ± 10) °C  
Relative Humidity : (50 ± 30) %  
Calibrated by : Preecha Hiahib  
Approved by :   
( ) Pornthippa Tameyakul  
(✓) Malee Butkruea  
( ) Suwit Imjai

Issue Date : 2 November 2022

The Uncertainties are for a confidence probability of approximately 95%

This certificate may not be reproduced other than in full, except with the prior written  
Approval of the head of Corporate Services 3 : Equipment Calibration and Testing Services.

A 0046905



Equipment : Hot Air Oven  
Condition As-Received : Used Item  
Reference : 2210-0376OC-1

Cert. No.: 22TM1492  
Page : 2 of 3

### Procedure Used :-

Calibration were conducted using calibration procedure CP-OT02 according to direct measurement method with Data Acquisition which connected with Resistance Temperature Detector (RTD).  
The temperature scale used was based on ITS-90.

### Condition of this result of calibration

#### 1. Reference standard instrument:-

Instrument	Model	Serial No.	Cert. No.	Due Date
1) Data Acquisition	34970A	MY44035217	21LM30	23 Dec 2022

2. This certificate is valid only to the item calibrated on date and place of calibration.

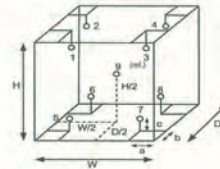
3. This certification is traceable to the International System of Unit.

Result of Calibration :- (°) Without Adjustment

Function of UUC\* : Temperature Source

Fresh air setting : Close

Environment during calibration		
	Beginning	Finished
Temp. (°C)	28	29
REL.Humid. (%)	43	47
AC Supply ( Volt )	220	221



#### Probe Installation Details :

a = 5.0 cm  
b = 5.0 cm  
c = 5.0 cm

#### Dimension of Chamber :

D = 0.33 m  
W = 0.40 m  
H = 0.40 m  
Capacity = 0.053 m<sup>3</sup>

Position :	Ref. Std. ID No.:
1	18-10RTD-01
2	18-10RTD-02
3	18-10RTD-03
4	18-10RTD-04
5	18-10RTD-05
6	18-10RTD-06
7	18-10RTD-07
8	18-10RTD-08
9 (ref.)	18-10RTD-09

a 1132473



Equipment : Hot Air Oven  
Condition As-Received : Used Item  
Reference : 2210-0376OC-1  
Result of Calibration :- (°) Without Adjustment  
Function of UUC\* : Temperature Source  
Fresh air setting : Close

Cert. No.: 22TM1492  
Page : 3 of 3

Calibration Point (°C)	UUC* Setting (°C)	UUC* Reading (°C)	Temperature stability (± °C)	Temperature uniformity (°C)	Overall Variation (°C)	Uncertainty (± °C)	Coverage Factor k
70.0	70.0	70.0	0.079	0.47	0.77	0.42	2

Measured Temperature (°C)									
Calibration Point (°C)	Position								
	1	2	3	4	5	6	7	8	9 (ref.)
70.0	70.262	69.995	70.079	70.177	70.664	70.039	70.688	70.149	70.328

Average\* : The average of 30 values in each position.

Temperature stability : One-half of the greatest maximum difference of measured temperature at any one sensor.  
Temperature uniformity : The maximum difference of measured temperatures at any sensors and the measured temperature at the reference location which are observed at the same time or at as close an observation time as possible to determine the temperature pattern or homogeneity within the chamber under steady-state conditions.

Overall Variation : The Difference of the maximum and minimum measured temperatures throughout observation UUC\* : Unit Under Calibration

Note : The reported uncertainty of measurement was included stability and excluded uniformity .

The reported uncertainty of measurement was based on a standard uncertainty multiplied by a coverage factor k, providing a level of confidence of approximately 95 %.

-000-

a 1132472



TECHNOLOGY PROMOTION ASSOCIATION (THAILAND-JAPAN)  
CORPORATE SERVICES 3: EQUIPMENT CALIBRATION AND TESTING SERVICES  
534/4 PATTANAKARN ROAD SOI 18, SUANLUANG, SUANLUANG BANGKOK 10250  
TEL: 0-2717-3000-27 FAX: 0-2719-9484



Cert. No.: 22TM1491  
Page : 1 of 3

## Certificate of Calibration

Equipment : Water Bath  
Manufacturer : Memmert  
Model : WNB22  
Serial No. : L513.0648  
ID No. : RYG\_EN00061  
Submitted by : ALS Laboratory Group (Thailand) Co.,Ltd. (Rayong Branch)  
616/10 Moo 5, T. Maenam Khu,  
A. Pluakdaeng,  
Rayong 21140, Thailand  
Location : Wet Chemistry Lab  
Received Order : 20 October 2022  
Calibration Date : 20 October 2022  
Ambient Temperature : (26 ± 10) °C  
Relative Humidity : (50 ± 30) %  
Calibrated by : Preecha Hiahib  
Approved by :   
( ) Pornthippa Tameyakul  
(✓) Malee Butkruea  
( ) Suwit Imjai  
Issue Date : 2 November 2022

The Uncertainties are for a confidence probability of approximately 95%

This certificate may not be reproduced other than in full, except with the prior written  
Approval of the head of Corporate Services 3 : Equipment Calibration and Testing Services.

A 0046906



Equipment : Water Bath  
Condition As-Received : Used Item  
Reference : 2210-0376OC-4  
Procedure Used :-

Cert. No.: 22TM1491  
Page : 2 of 3

Calibration were conducted using in-house calibration procedure CP-OT04 according to direct measurement method with Data Acquisition which connected with Industrial Platinum Resistance Thermometer (IPRT).

The temperature scale used was based on ITS-90.

#### Condition of this result of calibration

##### 1. Reference standard instrument:-

Instrument	Model	Serial No.	Cert. No.	Due Date
1) Data Acquisition	34970A	MY44035217	21LM30	23 Dec 2022

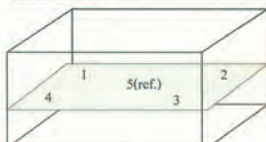
2. This certificate is valid only to the item calibrated on date and place of calibration.

3. This certificate is traceable to the International System of Unit.

Result of Calibration :- ( \* ) Without Adjustment

Function of UUC\* : Temperature Source

	Environmental		AC Voltage Supply
	( °C )	( %R.H. )	( Volt )
Beginning of Calibration	24	53	222
Finished of Calibration	24	50	221



Front

Position :	Ref. Std. S/N.:
1	N37P300726
2	N37P300727
3	N37P300728
4	N37P300729
5(ref.)	N37P300730

Mela

a 1132471



Equipment : Water Bath  
Condition As-Received : Used Item  
Reference : 2210-0376OC-4  
Result of Calibration :- ( \* ) Without Adjustment  
Function of UUC\* : Temperature Source

Cert. No.: 22TM1491  
Page : 3 of 3

Calibration point ( °C )	UUC* Setting ( °C )	UUC* Reading ( °C )	Average* Standard Reading ( °C )				
			Position				
85.0	85.0	85.0	1	2	3	4	5 (ref.)
			84.527	84.563	84.628	84.516	84.580

Calibration point ( °C )	Uniformity ( °C )	Stability ( ± °C )	Uncertainty ( ± °C )	Coverage Factor k
85.0	0.12	0.081	0.18	2

Average\* : The average of 30 values in each position.

Uniformity : The maximum difference of measured temperatures at any sensors and the measured temperature at the reference location which are observed at the same time or at as close an observation time as possible to determine the temperature pattern or homogeneity within the chamber under steady-state conditions.

Stability : One-half of the greatest maximum difference of measured temperature at any one probe.

UUC\* : Unit Under Calibration

Note : The reported uncertainty of measurement was included stability and excluded uniformity.

The reported uncertainty of measurement was based on a standard uncertainty multiplied by a coverage factor k, providing a level of confidence of approximately 95 %.

-o-o-

Mela

a 1132470

RYG\_EN0010



TECHNOLOGY PROMOTION ASSOCIATION (THAILAND-JAPAN)  
CORPORATE SERVICES & EQUIPMENT CALIBRATION AND TESTING SERVICES  
5344 PATTANAKARN ROAD SOI 18, SUANLUANG, SUANLUANG BANGKOK 10251  
TEL: 0-2717-3000-27 FAX: 0-2719-9484



Cert. No.: 22TM1517  
Page : 1 of 3

## Certificate of Calibration

Equipment : Hot Air Oven  
Manufacturer : Memmert  
Model : UFE 500  
Serial No. : G511.1572  
ID No. : RYG\_EN0010

Submitted by : ALS Laboratory Group (Thailand) Co.,Ltd. (Rayong Branch)  
618/10 Moo 5 T. Maenam Khu,  
A. Pluakdaeng,  
Rayong 21140 Thailand

Location : Oven Room

Received Order : 20 October 2022  
Calibration Date : 20 October 2022  
Ambient Temperature : ( 26 ± 10 ) °C  
Relative Humidity : ( 50 ± 30 ) %

Calibrated by : Man Pattanapongpaiboon

Approved by :   
Approved Signatory

( ) Pornthippa Tameyakul  
( ) Malee Butkruea  
( ) Suwit Imjai

Issue Date : 2 November 2022

The Uncertainties are for a confidence probability of approximately 95%

This certificate may not be reproduced other than in full, except with the prior written  
Approval of the head of Corporate Services : Equipment Calibration and Testing Services.

A 0046908



Equipment : Hot Air Oven  
Condition As-Received : Used Item  
Reference : 2210-0376OC-2  
Procedure Used :-

Cert. No.: 22TM1517  
Page : 2 of 3

Calibration were conducted using calibration procedure CP-OT02 according to direct measurement method with Data Acquisition which connected with Resistance Temperature Detector ( RTD ) and Thermocouple Type T.

The temperature scale used was based on ITS-90.

#### Condition of this result of calibration

##### 1. Reference standard instrument:-

Instrument	Model	Serial No.	Cert. No.	Due Date
1) Data Acquisition	34972A	MY49023932	22LM97	29 Jul 2023

2. This certificate is valid only to the item calibrated on date and place of calibration.

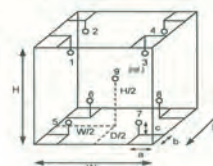
3. This certificate is traceable to the International System of Unit.

Result of Calibration :- ( \* ) Without Adjustment

Function of UUC\* : Temperature Source

Fresh air setting : Close

Environment during calibration		
	Beginning	Finished
Temp. ( °C )	25	25
REL.Humid. ( % )	54	59
AC Supply ( Volt )	223	225



Probe Installation Details : Dimension of Chamber :  
a = 5.0 cm D = 0.40 m  
b = 5.0 cm W = 0.58 m  
c = 5.0 cm H = 0.48 m  
Capacity = 0.11 m<sup>3</sup>

Ref. Std. ID No.: @ Calibration Point		
Position :	( 180 ) °C	( 104 ) °C
1	21-16TC-01	20-16RTD-01
2	21-16TC-02	20-16RTD-02
3	21-16TC-03	20-16RTD-03
4	21-16TC-04	20-16RTD-04
5	21-16TC-05	22-16RTD-05
6	21-16TC-06	20-16RTD-06
7	21-16TC-07	20-16RTD-07
8	21-16TC-08	22-16RTD-08
9 (ref.)	21-16TC-09	22-16RTD-09

Mela

a 1132466



Equipment : Hot Air Oven  
Condition As-Received : Used Item  
Reference : 2210-0376OC-2  
Result of Calibration : ( \* ) Without Adjustment  
Function of UUC\* : Temperature Source  
Fresh air setting : Close

Cert. No.: 22TM1517  
Page: 3 of 3

Calibration Point (°C)	UUC* Setting (°C)	UUC* Reading (°C)	Temperature stability (± °C)	Temperature uniformity (°C)	Overall Variation (°C)	Uncertainty (± °C)	Coverage Factor k
104.0	104.0	104.0	0.076	0.52	0.60	0.42	2
180.0	180.0	180.0	0.13	0.86	1.2	1.1	2

Calibration Point (°C)	Measured Temperature (°C)								
	1	2	3	4	5	6	7	8	9 (ref.)
104.0	103.768	103.734	103.723	103.800	104.215	104.131	104.132	103.740	103.747
180.0	179.723	179.359	179.439	179.489	180.361	180.114	180.131	180.243	179.605

Average\* : The average of 30 values in each position.  
Temperature stability : One-half of the greatest maximum difference of measured temperature at any one sensor  
Temperature uniformity : The maximum difference of measured temperatures at any sensors and the measured temperature at the reference location which are observed at the same time or at as close an observation time as possible to determine the temperature pattern or homogeneity within the chamber under steady-state conditions.  
Overall Variation : The Difference of the maximum and minimum measured temperatures throughout observation  
UUC\* : Unit Under Calibration  
Note : The reported uncertainty of measurement was included stability and excluded uniformity .  
The reported uncertainty of measurement was based on a standard uncertainty multiplied by a coverage factor k, providing a level of confidence of approximately 95 %.

-000-

a 1132465



TECHNOLOGY PROMOTION ASSOCIATION (THAILAND-JAPAN)  
CORPORATE SERVICES & EQUIPMENT CALIBRATION AND TESTING SERVICES  
334/4 PATTANAKARN ROAD SOI 16, SUANLIANG, SUANLIANG BANGKOK 10250  
TEL. 0-2717-3000-27 FAX. 0-2719-9484



Cert.No.: 22CH377  
Page.: 1 of 2

## Certificate of Calibration

Equipment : pH Meter  
Manufacturer : Mettler Toledo  
Model : Seven2Go  
Serial No. : B531256371  
ID No. : RYG\_FS0420  
Condition As-Received : Used Item  
Received Date : 11 March 2022  
Calibration Date : 14 March 2022  
Reference : 2203-0495DSC-1  
Submitted by : ALS Laboratory Group (Thailand) Co., Ltd. Rayong Branch  
616/10 Moo 5 T. Maenam Khu, A. Muakdaeng, Rayong 21140, Thailand  
Ambient Temperature : (25 ± 2.5) °C  
Relative Humidity : (50 ± 15) %  
Calibration Procedure : In-house method :  
- CP-CH5 by direct measurement with standard voltage calibrator and direct measurement with certified reference material (CRM)

Calibrated by : Warakorn Lertngagtrakul

Approved by :   
Approved Signatory

( ) Malee Butkrua  
( ) Sathip Meangmai  
( ) Warakorn Lertngagtrakul

Issue Date : 17 March 2022

The Uncertainties are for a confidence probability of approximately 95%

This certificate may not be reproduced other than in full, except with the prior written approval of the head of Corporate Services : Equipment Calibration and Testing Services.

A 0039308



Cert. No.: 22GH377  
Page.: 2 of 2

### Condition of this calibration result

- Reference Standard Instrument :  
Instrument Serial No. ID No. Cert. No. Due Date  
1) Document Process Calibrator 54030049 130RC116 21E2682 25 Aug 2022  
This certification is traceable to the International System of Unit maintained at:-  
- Traceable to National Institute of Metrology (Thailand), NIMT.
- Certified Reference Materials : The measurement results are traceable to SI through CPA chem Ltd., ANSI-ASQ National Accreditation Board, Accredited No. AR-1835

Buffer Solution	Manufacturer	Lot No.	Exp. date
pH 4.008	CPA chem	766820	23 Sep 2023
pH 6.983	CPA chem	766822	04 Sep 2022
pH 10.015	CPA chem	766824	04 Sep 2022

3. This certificate is valid only to the item calibrated on date and place of calibration.

### Calibration Results

Function : mV Measurement

Performing standard curve by Fluke at pH (4.7,10)

Unit Under Calibration	Nominal Value	Standard Voltage Input	Actual Reading		Uncertainty of Measurement (mV)	Coverage factor k
			mV	pH		
pH Meter S/N : B531256371	4.00	177.48	177	4.00	0.58	2.00
	7.00	0.00	0	7.00	0.58	2.00
	10.00	-177.48	-178	10.00	0.58	2.00

Function : pH Measurement

Performing three buffers standard curve by using buffer nominal pH (4.7,10)

Unit Under Calibration	Standard pH Buffer Solution	Actual pH Reading	Actual mV Reading (mV)	Uncertainty of pH measurement (±)	Coverage factor k
pH Electrode S/N : 1311407	4.008	4.01	181	0.0079	2.00
	6.983	6.98	7	0.0093	2.00
	10.015	10.01	-171	0.0092	2.00

The reported uncertainty of measurement was based on a standard uncertainty multiplied by a coverage factor k, providing a level of confidence of approximately 95 %.

-000-

a 1100595



TECHNOLOGY PROMOTION ASSOCIATION (THAILAND-JAPAN)  
CORPORATE SERVICES & EQUIPMENT CALIBRATION AND TESTING SERVICES  
334/4 PATTANAKARN ROAD SOI 16, SUANLIANG, SUANLIANG BANGKOK 10250  
TEL. 0-2717-3000-27 FAX. 0-2719-9484



Cert. No.: 22LM41  
Page.: 1 of 2

## Certificate of Calibration

Equipment : pH Meter with Sensor  
Manufacturer : Mettler Toledo  
Model : Seven2Go  
Serial No. : B531256371  
ID No. : RYG\_FS0420  
Submitted by : ALS Laboratory Group (Thailand) Co., Ltd.  
(Rayong Branch)  
616/10 Moo 5 T. Maenam Khu, A. Muakdaeng, Rayong 21140 Thailand  
Location : TPA On Site Calibration Laboratory  
Received Order : 11 March 2022  
Calibrated Date : 15 March 2022  
Ambient Temperature : (28 ± 10) °C  
Relative Humidity : (50 ± 30) %  
AC Line Voltage : (220 ± 22) V

Calibrated by : Malee Butkrua

Approved by :   
Approved Signatory

( ) Pornthippa Tameyakul  
( ) Suwit Injai

Issue Date : 17 March 2022

The Uncertainties are for a confidence probability of approximately 95%

This certificate may not be reproduced other than in full, except with the prior written approval of the head of Corporate Services : Equipment Calibration and Testing Services.

A 0039307



Equipment : pH Meter with Sensor  
Condition As-Received : Used Item  
Reference : 2203-0495DSC-2  
Cert. No.: 22LM41  
Page: 2 of 2

**Procedure Used :-**

Calibration were conducted using in-house calibration procedure CP-OT01 according to comparison with Industrial Platinum Resistance Thermometer (IPRT) into Temperature Bath.

The temperature scale used was based on ITS-90.

**Condition of this result of calibration**

**1. Reference standard instrument:-**

Instrument	Model	Serial No.	Cert. No.	Due Date
1) Digital Thermometer	1523	2169080	2111273	22 Nov 2022

2. This certificate is valid only to the item calibrated on date and place of calibration.

3. This certification is traceable to the International System of Unit.

**Result of Calibration :-** ( ° ) Without Adjustment

**Function :** Temperature measurement.

This instrument was connected with temperature sensor, S/N.: 1311407

Calibration Point ( °C )	Immersion Depth ( mm )	Standard Temperature ( °C )	UUC* Reading ( °C )	Error ( °C )	Uncertainty ( ± °C )	Coverage Factor k
25.0	100	25.009	25.4	0.391	0.16	2.00
30.0	100	30.008	30.6	0.492	0.16	2.00
40.0	100	39.997	40.6	0.603	0.16	2.00
50.0	100	49.997	50.6	0.603	0.16	2.00

**UUC\* :** Unit Under Calibration

The reported uncertainty of measurement was based on a standard uncertainty multiplied by a coverage factor *k*, providing a level of confidence of approximately 95 %.

-o0o-

# ภาคผนวก จ

สำเนาหนังสืออนุญาตขึ้นทะเบียนห้องปฏิบัติการวิเคราะห์เอกชน

ที่ อก ๐๓๑๐(๑)/ ๑๐๖๙



กรมโรงงานอุตสาหกรรม  
ถนนพระรามที่ ๖ เขตราชเทวี  
กรุงเทพมหานคร ๑๐๔๐๐

๒๘ มกราคม ๒๕๖๕

เรื่อง ต่ออายุหนังสือรับขึ้นทะเบียนห้องปฏิบัติการวิเคราะห์เอกชน

เรียน กรรมการผู้จัดการ บริษัท เอแอลเอส แลบบอราทอรี กรุ๊ป (ประเทศไทย) จำกัด

อ้างถึง คำขอขึ้นทะเบียน/ต่ออายุ/เปลี่ยนแปลงบุคลากร และชนิดสารมลพิษของห้องปฏิบัติการวิเคราะห์เอกชน  
ลงวันที่ ๓๐ กรกฎาคม ๒๕๖๓

- สิ่งที่ส่งมาด้วย ๑. รายชื่อผู้ควบคุมดูแลห้องปฏิบัติการวิเคราะห์ จำนวน ๑ แผ่น  
๒. รายชื่อเจ้าหน้าที่ประจำห้องปฏิบัติการวิเคราะห์ จำนวน ๕ แผ่น  
๓. ขอบข่ายสารมลพิษที่ได้รับขึ้นทะเบียนจากกรมโรงงานอุตสาหกรรม จำนวน ๓๑ แผ่น

ตามหนังสือที่อ้างถึง บริษัท เอแอลเอส แลบบอราทอรี กรุ๊ป (ประเทศไทย) จำกัด ขอต่ออายุ  
หนังสือรับขึ้นทะเบียนห้องปฏิบัติการวิเคราะห์เอกชน เลขทะเบียน ว-๒๐๔ สถานที่ตั้งเลขที่ ๑๐๔  
ซอยพัฒนาการ ๔๐ ถนนพัฒนาการ แขวงพัฒนาการ เขตสวนหลวง กรุงเทพมหานคร  
ต่อกรมโรงงานอุตสาหกรรม นั้น

กรมโรงงานอุตสาหกรรมพิจารณาแล้ว ให้บริษัท เอแอลเอส แลบบอราทอรี กรุ๊ป (ประเทศไทย)  
จำกัด ต่ออายุหนังสือรับขึ้นทะเบียนห้องปฏิบัติการวิเคราะห์เอกชน โดยมีองค์ประกอบดังนี้

- ก. ผู้ควบคุมดูแลห้องปฏิบัติการวิเคราะห์ จำนวน ๖ ราย ตามสิ่งที่ส่งมาด้วย ๑  
ข. เจ้าหน้าที่ประจำห้องปฏิบัติการวิเคราะห์ จำนวน ๑๖๒ ราย ตามสิ่งที่ส่งมาด้วย ๒  
ค. ขอบข่ายสารมลพิษที่ได้รับขึ้นทะเบียนให้วิเคราะห์ในน้ำเสีย จำนวน ๕๙ รายการ น้ำใต้ดิน  
จำนวน ๑๒๖ รายการ อากาศเสีย ๑๖ รายการ สิ่งปฏิกูลหรือวัสดุที่ไม่ใช้แล้ว จำนวน ๓๕ รายการ และดิน  
จำนวน ๑๒๕ รายการ รวมทั้งสิ้นจำนวน ๓๖๑ รายการ ตามสิ่งที่ส่งมาด้วย ๓

หนังสือฉบับนี้จะหมดอายุในวันที่ ๒ กันยายน ๒๕๖๖ หากประสงค์จะต่ออายุหนังสือ  
รับขึ้นทะเบียนห้องปฏิบัติการวิเคราะห์เอกชน ให้ยื่นคำขอต่ออายุพร้อมเอกสารประกอบคำขอ  
ต่อกรมโรงงานอุตสาหกรรม ภายใน ๓๐ วัน ก่อนวันสิ้นอายุของหนังสือรับขึ้นทะเบียนห้องปฏิบัติการวิเคราะห์  
เอกชน ซึ่งคำขอต่ออายุดังกล่าวขอรับได้ที่กรมโรงงานอุตสาหกรรม

จึงเรียนมาเพื่อทราบ

ขอแสดงความนับถือ

(นายศิริระ จันทรเจต)

นักวิทยาศาสตร์ชำนาญการพิเศษ รักษาการแทน  
ผู้อำนวยการกองวิจัยและเตือนภัยมลพิษโรงงาน  
ปฏิบัติราชการแทนอธิบดีกรมโรงงานอุตสาหกรรม

กองวิจัยและเตือนภัยมลพิษโรงงาน

กลุ่มมาตรฐานวิธีการวิเคราะห์ทดสอบมลพิษและทะเบียนห้องปฏิบัติการ

โทร. ๐ ๒๒๐๒ ๔๑๔๖ ๐ ๒๒๐๒ ๔๐๐๒

โทรสาร ๐ ๒๓๕๔ ๓๒๐๘ ๐ ๒๓๕๔ ๓๔๑๕

เอกสารแนบท้ายหนังสือรับต่ออายุขึ้นทะเบียนห้องปฏิบัติการวิเคราะห์เอกชน

บริษัท เอแอลเอส แลบบอราทอรี กรุ๊ป (ประเทศไทย) จำกัด

เลขทะเบียน ว-๒๐๔

ที่ อก ๐๓๑๐(๑)/

ลงวันที่ ๒๘ มกราคม ๒๕๖๕

ก. ผู้ควบคุมดูแลห้องปฏิบัติการวิเคราะห์ จำนวน ๖ ราย

๑) นางสาวยุพาพร จันทร์เปล่ง

ทะเบียนเลขที่ ว-๒๐๔-ค-๔๗๐๐

๒) นางสาวชัชชัย โกมารกุล ณ นคร

ทะเบียนเลขที่ ว-๒๐๔-ค-๔๗๐๑

๓) นายศรายุทธ จิตรานนท์

ทะเบียนเลขที่ ว-๒๐๔-ค-๔๗๐๒

๔) นางสาวกนกกร เอนก

ทะเบียนเลขที่ ว-๒๐๔-ค-๖๑๑๑

๕) นายสุริยา สอนแก้ว

ทะเบียนเลขที่ ว-๒๐๔-ค-๖๑๑๒

๖) นายวิชาญ ชูณหะวัณ

ทะเบียนเลขที่ ว-๒๐๔-ค-๖๑๑๓



(นายศิริระ จันทร์เจิด)

นักวิทยาศาสตร์ชำนาญการพิเศษ รักษาการแทน

ผู้อำนวยการกองวิจัยและเตือนภัยมลพิษโรงงาน

ปฏิบัติราชการแทนอธิบดีกรมโรงงานอุตสาหกรรม

เอกสารแนบท้ายหนังสือรับต่ออายุขึ้นทะเบียนห้องปฏิบัติการวิเคราะห์เอกชน

บริษัท เอแอลเอส แลบบอราทอรี กรุ๊ป (ประเทศไทย) จำกัด

เลขทะเบียน ว-๒๐๔

ที่ อก ๐๓๑๐(๑)/ ๑๐๖๙

ลงวันที่ ๒๘ มกราคม ๒๕๖๕

ข. เจ้าหน้าที่ประจำห้องปฏิบัติการวิเคราะห์ จำนวน ๑๖๒ ราย

๑) นางสาวจินดา ไชจุลธรรม	ทะเบียนเลขที่ ว-๒๐๔-จ-๔๗๐๘
๒) นางสาวสาวิตรี น้อยเสงี่ยม	ทะเบียนเลขที่ ว-๒๐๔-จ-๔๗๐๙
๓) นางสาวชนัญญาญจน์ อัมขม	ทะเบียนเลขที่ ว-๒๐๔-จ-๔๗๑๐
๔) นางสาวนรินทร์ สายเส็ง	ทะเบียนเลขที่ ว-๒๐๔-จ-๔๗๑๕
๕) นางสาวนันทวดี สมบูรณ์	ทะเบียนเลขที่ ว-๒๐๔-จ-๔๗๑๖
๖) นางสาวศรัณยา เฉลิมธำรงค์	ทะเบียนเลขที่ ว-๒๐๔-จ-๔๗๑๗
๗) นางสาวสรารักษ์ มงคลจิรวุฒิ	ทะเบียนเลขที่ ว-๒๐๔-จ-๔๗๑๙
๘) นางสาวศิริลักษณ์ พึ่งแพง	ทะเบียนเลขที่ ว-๒๐๔-จ-๔๗๒๐
๙) นายณพพงศ์ จันทรพันธุ์	ทะเบียนเลขที่ ว-๒๐๔-จ-๕๔๐๘
๑๐) นายนรเศรษฐ์ โกมลาลัย	ทะเบียนเลขที่ ว-๒๐๔-จ-๕๔๑๑
๑๑) นายธันวา จรียา	ทะเบียนเลขที่ ว-๒๐๔-จ-๕๔๑๔
๑๒) นางสาวเกศรินทร์ แก้วมัน	ทะเบียนเลขที่ ว-๒๐๔-จ-๕๔๑๖
๑๓) นางสาวสุวิมล ชัยเรืองวุฒิ	ทะเบียนเลขที่ ว-๒๐๔-จ-๕๔๑๗
๑๔) นางสาวสุชาดา ธรรมถาวร	ทะเบียนเลขที่ ว-๒๐๔-จ-๕๔๒๑
๑๕) นางสาวเบมิกา ชัยเดชธนกุล	ทะเบียนเลขที่ ว-๒๐๔-จ-๕๔๒๓
๑๖) นางสาวศศิธร หมูสวัสดิ์	ทะเบียนเลขที่ ว-๒๐๔-จ-๕๔๒๔
๑๗) นางสาวเสาวลักษณ์ ภู่นภาอำพร	ทะเบียนเลขที่ ว-๒๐๔-จ-๕๔๒๕
๑๘) นายอภิสิทธิ์ สิงหา	ทะเบียนเลขที่ ว-๒๐๔-จ-๕๔๒๖
๑๙) นายศักดิ์สิทธิ์ ไพศาลพิสุทธ์	ทะเบียนเลขที่ ว-๒๐๔-จ-๕๔๒๗
๒๐) ว่าที่ร้อยตรีหญิง พรรณีภา ขำเจริญ	ทะเบียนเลขที่ ว-๒๐๔-จ-๕๔๒๘
๒๑) นางจิตดา คำภูแก้ว	ทะเบียนเลขที่ ว-๒๐๔-จ-๕๔๓๑
๒๒) นางสาวอรรวรรณ รักยง	ทะเบียนเลขที่ ว-๒๐๔-จ-๖๑๑๕
๒๓) นางสาวนพรัตน์ แยมกรานต์	ทะเบียนเลขที่ ว-๒๐๔-จ-๖๑๑๙
๒๔) นายจุลเดช วารินทร์	ทะเบียนเลขที่ ว-๒๐๔-จ-๖๑๒๐
๒๕) นางสาวดาญรัตน์ ร้องคำ	ทะเบียนเลขที่ ว-๒๐๔-จ-๖๑๒๑
๒๖) นายนคร สุขเจริญ	ทะเบียนเลขที่ ว-๒๐๔-จ-๖๑๒๒
๒๗) นายบัญชา นามเขตต์	ทะเบียนเลขที่ ว-๒๐๔-จ-๖๑๒๓
๒๘) นายพรมมี ศรีปัตเนตร	ทะเบียนเลขที่ ว-๒๐๔-จ-๖๑๒๕
๒๙) นายอุทิศ อุ่นสิม	ทะเบียนเลขที่ ว-๒๐๔-จ-๖๑๒๖
๓๐) ว่าที่ร้อยตรี เฉลิมเกียรติ อมรศรีเสริม	ทะเบียนเลขที่ ว-๒๐๔-จ-๖๑๒๘
๓๑) นางสาววริยา สร้างนา	ทะเบียนเลขที่ ว-๒๐๔-จ-๖๑๒๙
๓๒) นายอนุพงศ์ รัตนศรีประเสริฐ	ทะเบียนเลขที่ ว-๒๐๔-จ-๖๑๓๐
๓๓) นางสาวจุฑารัตน์ โอนสันเทียะ	ทะเบียนเลขที่ ว-๒๐๔-จ-๖๑๔๒
๓๔) นางสาวจรรววรรณ พิมพ์อริกฤติยา	ทะเบียนเลขที่ ว-๒๐๔-จ-๗๐๗๖

(นายศิระ จันทร์เจ็ด)

๓๕) นางสาวปรารค์ทิพย์...

นักวิทยาศาสตร์ชำนาญการพิเศษ รักษาการแทน

ผู้อำนวยการกองวิจัยและเตือนภัยมลพิษโรงงาน

สำนักงานสิ่งแวดล้อมและเฝ้าระวังมลพิษ

๓๕) นางสาวปรางค์ทิพย์ กิจไพศาลศักดิ์	ทะเบียนเลขที่ ว-๒๐๔-จ-๗๐๗๙
๓๖) นางสาวเดือนใจ ทางกลาง	ทะเบียนเลขที่ ว-๒๐๔-จ-๗๐๘๐
๓๗) นางสาวจิราพร ศิริเวช	ทะเบียนเลขที่ ว-๒๐๔-จ-๗๐๘๑
๓๘) นายวรกร ผุ้รักษ์	ทะเบียนเลขที่ ว-๒๐๔-จ-๗๐๘๒
๓๙) นายทอง วิริยะสทกิจ	ทะเบียนเลขที่ ว-๒๐๔-จ-๗๐๘๓
๔๐) นายธนิต เจนจบ	ทะเบียนเลขที่ ว-๒๐๔-จ-๗๐๘๔
๔๑) นายคณิศร ขำเพชร	ทะเบียนเลขที่ ว-๒๐๔-จ-๗๐๘๕
๔๒) นายอรรคพล นิยมวิทยาพันธ์	ทะเบียนเลขที่ ว-๒๐๔-จ-๗๐๘๖
๔๓) นายภูวิช พรหมสะอาด	ทะเบียนเลขที่ ว-๒๐๔-จ-๗๐๘๗
๔๔) นายธนเดช โภคาพิพัฒน์	ทะเบียนเลขที่ ว-๒๐๔-จ-๗๐๘๘
๔๕) นายชวฤทธิ์ วงษ์จันทร์	ทะเบียนเลขที่ ว-๒๐๔-จ-๗๐๘๙
๔๖) นายอาทิตย์ ศรีแสน	ทะเบียนเลขที่ ว-๒๐๔-จ-๗๐๙๐
๔๗) นายเจษฎินทร์ คงศักดิ์ไทย	ทะเบียนเลขที่ ว-๒๐๔-จ-๗๐๙๑
๔๘) นายจรัส บุญยั้ง	ทะเบียนเลขที่ ว-๒๐๔-จ-๗๐๙๒
๔๙) นายธนาณัติ เอนก	ทะเบียนเลขที่ ว-๒๐๔-จ-๗๐๙๓
๕๐) นายอภิวัฒน์ ทุมหนู	ทะเบียนเลขที่ ว-๒๐๔-จ-๗๐๙๔
๕๑) นางสาวสุภาขวัญ มาก	ทะเบียนเลขที่ ว-๒๐๔-จ-๗๐๙๕
๕๒) นางสาวทัตพร ขวาลสมบูรณ์	ทะเบียนเลขที่ ว-๒๐๔-จ-๗๑๐๐
๕๓) นางสาวธิดิมา บุญเพ็ง	ทะเบียนเลขที่ ว-๒๐๔-จ-๗๑๐๑
๕๔) นางสาวกนกอร เข้มเพ็ชร	ทะเบียนเลขที่ ว-๒๐๔-จ-๗๑๐๒
๕๕) นางสาวพัชรียา หงษ์สมดี	ทะเบียนเลขที่ ว-๒๐๔-จ-๗๑๐๓
๕๖) นางสาวภาวนิดา สุรวงศ์ตระกูล	ทะเบียนเลขที่ ว-๒๐๔-จ-๗๑๐๔
๕๗) นางสาวภาณุมาศ นามวัฒน์	ทะเบียนเลขที่ ว-๒๐๔-จ-๗๑๐๕
๕๘) นางสาวอุไรรัตน์ ทิงสร้างแป้น	ทะเบียนเลขที่ ว-๒๐๔-จ-๗๑๐๖
๕๙) นายธีรวัฒน์ ปวงสุข	ทะเบียนเลขที่ ว-๒๐๔-จ-๗๑๐๗
๖๐) นายอิทธิพล ยะโส	ทะเบียนเลขที่ ว-๒๐๔-จ-๗๑๐๘
๖๑) นายประพจน์ วรรณชูชัย	ทะเบียนเลขที่ ว-๒๐๔-จ-๗๑๐๙
๖๒) นายชยธร พวงทิพย์	ทะเบียนเลขที่ ว-๒๐๔-จ-๗๑๑๐
๖๓) นางสาวกนกวรรณ จันทบาล	ทะเบียนเลขที่ ว-๒๐๔-จ-๗๑๑๑
๖๔) นางสาวเกษร หลักบุญ	ทะเบียนเลขที่ ว-๒๐๔-จ-๗๑๑๒
๖๕) นายสิทธิโชค ธงเงิน	ทะเบียนเลขที่ ว-๒๐๔-จ-๗๑๑๓
๖๖) นางศิวาวรรณ ใจบุญ	ทะเบียนเลขที่ ว-๒๐๔-จ-๗๕๐๕
๖๗) นางสาวพรรณธิดา พุ่มคง	ทะเบียนเลขที่ ว-๒๐๔-จ-๗๕๐๘
๖๘) นางสาวศรณีย์ ยิ่งดี	ทะเบียนเลขที่ ว-๒๐๔-จ-๗๕๐๙
๖๙) นายนวกัทร ศรีวิริยะ	ทะเบียนเลขที่ ว-๒๐๔-จ-๗๕๑๐
๗๐) นายสุวิชา ทองอ่อน	ทะเบียนเลขที่ ว-๒๐๔-จ-๗๕๑๑
๗๑) นายวิญญู บุญตะนัย	ทะเบียนเลขที่ ว-๒๐๔-จ-๗๕๑๓

(นายศิริระ จันทรเจ็ด)

นักวิทยาศาสตร์ชำนาญการพิเศษ รักษาการแทน

ผู้อำนวยการกองวิจัยและเตือนภัยมลพิษโรงงาน

กระทรวงอุตสาหกรรม

๗๒) นายสมบูรณ์...

๑๐๙) นายนนทชัย...

๑๐๙) นายพนนพชัย อุปถัมภ์	ทะเบียนเลขที่ ว-๒๐๔-จ-๘๕๙๔
๑๑๐) นายนิรุฬพล คุณสุทธิ	ทะเบียนเลขที่ ว-๒๐๔-จ-๘๕๙๕
๑๑๑) นายนิพนธ์วัฒน์ สาริน	ทะเบียนเลขที่ ว-๒๐๔-จ-๘๕๙๖
๑๑๒) นายปิยะนัฐ พลมะศรี	ทะเบียนเลขที่ ว-๒๐๔-จ-๘๕๙๗
๑๑๓) นายพงศ์สิริ โสมเขียว	ทะเบียนเลขที่ ว-๒๐๔-จ-๘๕๙๘
๑๑๔) นายพีรพัฒน์ กำคำ	ทะเบียนเลขที่ ว-๒๐๔-จ-๘๕๙๙
๑๑๕) นายภาณุพงศ์ มานิตย์	ทะเบียนเลขที่ ว-๒๐๔-จ-๘๖๐๐
๑๑๖) นายมงคล ผลาทิพย์	ทะเบียนเลขที่ ว-๒๐๔-จ-๘๖๐๑
๑๑๗) นายมนูรินทร์ พูลศิริ	ทะเบียนเลขที่ ว-๒๐๔-จ-๘๖๐๒
๑๑๘) นายสิรินันท์ ทองอ้น	ทะเบียนเลขที่ ว-๒๐๔-จ-๘๖๐๓
๑๑๙) นายอเนชา ทันสมัย	ทะเบียนเลขที่ ว-๒๐๔-จ-๘๖๐๔
๑๒๐) นายอดิศักดิ์ ผมไผ	ทะเบียนเลขที่ ว-๒๐๔-จ-๘๖๐๕
๑๒๑) นายอนันตชัย วิสุม	ทะเบียนเลขที่ ว-๒๐๔-จ-๘๖๐๖
๑๒๒) นายณัฐดนัย เจือละออง	ทะเบียนเลขที่ ว-๒๐๔-จ-๘๖๐๗
๑๒๓) นายวรวิธ ดินัก	ทะเบียนเลขที่ ว-๒๐๔-จ-๘๖๐๘
๑๒๔) นายแสงตะวัน นະตะສັດ	ทะเบียนเลขที่ ว-๒๐๔-จ-๘๖๐๙
๑๒๕) นายยุทธพงศ์ รัตนะ	ทะเบียนเลขที่ ว-๒๐๔-จ-๘๖๑๐
๑๒๖) นายชัยวุฒิ ไชยชนะ	ทะเบียนเลขที่ ว-๒๐๔-จ-๘๖๑๑
๑๒๗) นายวิศรุต ศรีธรรมมา	ทะเบียนเลขที่ ว-๒๐๔-จ-๘๖๑๒
๑๒๘) นายพนนทกร เผือกผ่อง	ทะเบียนเลขที่ ว-๒๐๔-จ-๘๖๑๓
๑๒๙) นายกำชัย สุทธะ	ทะเบียนเลขที่ ว-๒๐๔-จ-๘๖๑๔
๑๓๐) นางสาวณัฐภรณ์ รักทะเล	ทะเบียนเลขที่ ว-๒๐๔-จ-๙๒๑๙
๑๓๑) นางสาวประภาภรณ์ บุตรพรม	ทะเบียนเลขที่ ว-๒๐๔-จ-๙๒๒๐
๑๓๒) นางสาวนิลาวัลย์ นามพรม	ทะเบียนเลขที่ ว-๒๐๔-จ-๙๒๒๑
๑๓๓) นางสาวพัชรินทร์ แสนสร้อย	ทะเบียนเลขที่ ว-๒๐๔-จ-๙๒๒๒
๑๓๔) นายไพโรจน์ เปี่ยมพิมาย	ทะเบียนเลขที่ ว-๒๐๔-จ-๙๒๒๓
๑๓๕) นางสาวศุภมาศ ทองมาก	ทะเบียนเลขที่ ว-๒๐๔-จ-๙๒๒๔
๑๓๖) นางสาวลลิตา จิตรสว่าง	ทะเบียนเลขที่ ว-๒๐๔-จ-๙๒๒๕
๑๓๗) นางสาวชไมพร เสิกภูเขียว	ทะเบียนเลขที่ ว-๒๐๔-จ-๙๒๒๖
๑๓๘) นางสาวกฤติมาพร คำมีแก่น	ทะเบียนเลขที่ ว-๒๐๔-จ-๙๒๒๗
๑๓๙) นางสาวสกลรัตน์ ภาควุฒิ	ทะเบียนเลขที่ ว-๒๐๔-จ-๙๒๒๘
๑๔๐) นางสาวกาญจนา คงคุณ	ทะเบียนเลขที่ ว-๒๐๔-จ-๙๒๒๙
๑๔๑) นางสาวไพรินทร์ ศรีรูปี	ทะเบียนเลขที่ ว-๒๐๔-จ-๙๒๓๐
๑๔๒) นางสาวทิพนันดา ฝูญปัญญา	ทะเบียนเลขที่ ว-๒๐๔-จ-๙๒๓๑
๑๔๓) นางสาวสาธิตา ปานทอง	ทะเบียนเลขที่ ว-๒๐๔-จ-๙๒๓๒
๑๔๔) นางสาวอริสา ทองนวล	ทะเบียนเลขที่ ว-๒๐๔-จ-๙๒๓๓
๑๔๕) นางสาวอริยา คำคลอง	ทะเบียนเลขที่ ว-๒๐๔-จ-๙๒๓๔

(นายศิริ จันทรเจ็ด)

นักวิทยาศาสตร์ชำนาญการพิเศษ รักษาการแทน

ผู้อำนวยการกองวิจัยและเตือนภัยมลพิษโรงงาน

๑๔๖) นางสาวบุษดาภรณ์...

๑๔๖) นางสาวชุตานกรณ์ สุนทรสนาน	ทะเบียนเลขที่ ว-๒๐๔-จ-๙๒๓๕
๑๔๗) นางสาวสุภารัตน์ นนท์ประสาท	ทะเบียนเลขที่ ว-๒๐๔-จ-๙๒๓๖
๑๔๘) นางสาวรัชนิกร เนียมกลาง	ทะเบียนเลขที่ ว-๒๐๔-จ-๙๒๓๗
๑๔๙) นางสาวกัญญารัตน์ ศรีนิลทา	ทะเบียนเลขที่ ว-๒๐๔-จ-๙๒๓๘
๑๕๐) นางสาวอัญชลี คำจันทร์	ทะเบียนเลขที่ ว-๒๐๔-จ-๙๒๓๙
๑๕๑) นายบุญฤทธิ์ เอี่ยมเทศ	ทะเบียนเลขที่ ว-๒๐๔-จ-๙๒๔๐
๑๕๒) นายศิริวัฒน์ พานิชย์	ทะเบียนเลขที่ ว-๒๐๔-จ-๙๒๔๑
๑๕๓) นางสาวศุภรดา ปันมยุรา	ทะเบียนเลขที่ ว-๒๐๔-จ-๙๒๔๒
๑๕๔) นางสาวพาฤดี คุณนาน	ทะเบียนเลขที่ ว-๒๐๔-จ-๙๒๔๓
๑๕๕) นางสาวจิราเจต พองดา	ทะเบียนเลขที่ ว-๒๐๔-จ-๙๒๔๔
๑๕๖) นางสาวกนกภรณ์ อุระ	ทะเบียนเลขที่ ว-๒๐๔-จ-๙๒๔๕
๑๕๗) นางสาวอารยา มีชัย	ทะเบียนเลขที่ ว-๒๐๔-จ-๙๒๔๖
๑๕๘) นางสาวจิตสุภา ประเทืองสุข	ทะเบียนเลขที่ ว-๒๐๔-จ-๙๒๔๗
๑๕๙) นางสาวอริสา วิริยขันติธรรม	ทะเบียนเลขที่ ว-๒๐๔-จ-๙๒๔๘
๑๖๐) นางสาววิษุตา นาคผจญ	ทะเบียนเลขที่ ว-๒๐๔-จ-๙๒๔๙
๑๖๑) นางสาวพนิดา ยอดอินทร์	ทะเบียนเลขที่ ว-๒๐๔-จ-๙๒๕๐
๑๖๒) นางสาวนันทิยา จันทะสุน	ทะเบียนเลขที่ ว-๒๐๔-จ-๙๒๕๑



(นายศิริระ จันทรเจต)

นักวิทยาศาสตร์ชำนาญการพิเศษ รักษาการแทน

ผู้อำนวยการกองวิจัยและเตือนภัยมลพิษโรงงาน

ปฏิบัติราชการแทนอธิบดีกรมโรงงานอุตสาหกรรม

เอกสารแนบท้ายหนังสือรับต่ออายุขึ้นทะเบียนห้องปฏิบัติการวิเคราะห์เอกชน

บริษัท เอแอลเอส แลบบอราทอรี กรุ๊ป (ประเทศไทย) จำกัด

เลขทะเบียน ว-๒๐๔

ที่ อก ๐๓๑๐(๑)/ ๑๐๖๕

ลงวันที่ ๒๘ มกราคม ๒๕๖๕

ขอขยายสารมลพิษที่ได้รับขึ้นทะเบียนจากกรมโรงงานอุตสาหกรรม จำนวน ๓๖๑ รายการ

น้ำเสีย จำนวน 59 รายการ

ลำดับที่	สารมลพิษ	วิธีวิเคราะห์
1	Aldicarb	High-Performance Liquid Chromatographic Method <sup>[4]</sup>
2	Aldicarb Sulfone	High-Performance Liquid Chromatographic Method <sup>[4]</sup>
3	Aldicarb Sulfoxide	High-Performance Liquid Chromatographic Method <sup>[4]</sup>
4	Aldrin	Liquid-Liquid Extraction, Gas Chromatographic Method <sup>[4]</sup>
5	Arsenic	1) Digestion, Inductively Coupled Plasma Method <sup>[4]</sup> 2) Digestion, Inductively Coupled Plasma/ Mass Spectrometric Method <sup>[4]</sup>
6	Barium	1) Digestion, Inductively Coupled Plasma Method <sup>[4]</sup> 2) Digestion, Inductively Coupled Plasma/ Mass Spectrometric Method <sup>[4]</sup>
7	$\alpha$ -BHC	Liquid-Liquid Extraction, Gas Chromatographic Method <sup>[4]</sup>
8	$\beta$ -BHC	Liquid-Liquid Extraction, Gas Chromatographic Method <sup>[4]</sup>
9	$\delta$ -BHC	Liquid-Liquid Extraction, Gas Chromatographic Method <sup>[4]</sup>
10	$\gamma$ -BHC	Liquid-Liquid Extraction, Gas Chromatographic Method <sup>[4]</sup>
11	Biochemical Oxygen Demand	1) 5-Day BOD Test, Azide Modification Method <sup>[4]</sup> 2) 5-Day BOD Test, Membrane Electrode Method <sup>[4]</sup>
12	Carbaryl	High-Performance Liquid Chromatographic Method <sup>[4]</sup>
13	Carbofuran	High-Performance Liquid Chromatographic Method <sup>[4]</sup>
14	Cadmium	1) Digestion, Inductively Coupled Plasma Method <sup>[4]</sup> 2) Digestion, Inductively Coupled Plasma/ Mass Spectrometric Method <sup>[4]</sup>
15	Chemical Oxygen Demand	1) Closed Reflux, Colorimetric Method <sup>[4]</sup> 2) Closed Reflux, Titrimetric Method <sup>[4]</sup>
16	Chlordane	Liquid-Liquid Extraction, Gas Chromatographic Method <sup>[4]</sup>
17	Chromium	1) Digestion, Inductively Coupled Plasma Method <sup>[4]</sup> 2) Digestion, Inductively Coupled Plasma/Mass Spectrometric Method <sup>[4]</sup>
18	Color	ADMI Weighted-Ordinate Spectrophotometric Method

(นางริกาญจน์ จันทรกุลวิไล)

ผู้อำนวยการกลุ่มมาตรฐานวิธีการวิเคราะห์ทดสอบมลพิษ

และทะเบียนห้องปฏิบัติการ

19 Copper...

ลำดับที่	สารมลพิษ	วิธีวิเคราะห์
19	Copper	1) Digestion, Inductively Coupled Plasma Method <sup>[4]</sup> 2) Digestion, Inductively Coupled Plasma/ Mass Spectrometric Method <sup>[4]</sup>
20	Cyanide	Distillation, Colorimetric Method <sup>[4]</sup>
21	2,4'-DDD	Liquid-Liquid Extraction, Gas Chromatographic Method <sup>[4]</sup>
22	4,4'-DDD	Liquid-Liquid Extraction, Gas Chromatographic Method <sup>[4]</sup>
23	2,4'-DDE	Liquid-Liquid Extraction, Gas Chromatographic Method <sup>[4]</sup>
24	4,4'-DDE	Liquid-Liquid Extraction, Gas Chromatographic Method <sup>[4]</sup>
25	2,4'-DDT	Liquid-Liquid Extraction, Gas Chromatographic Method <sup>[4]</sup>
26	4,4'-DDT	Liquid-Liquid Extraction, Gas Chromatographic Method <sup>[4]</sup>
27	Dieldrin	Liquid-Liquid Extraction, Gas Chromatographic Method <sup>[4]</sup>
28	Endosulfan Sulfate	Liquid-Liquid Extraction, Gas Chromatographic Method <sup>[4]</sup>
29	Endosulfan I	Liquid-Liquid Extraction, Gas Chromatographic Method <sup>[4]</sup>
30	Endosulfan II	Liquid-Liquid Extraction, Gas Chromatographic Method <sup>[4]</sup>
31	Endrin	Liquid-Liquid Extraction, Gas Chromatographic Method <sup>[4]</sup>
32	Endrin Aldehyde	Liquid-Liquid Extraction, Gas Chromatographic Method <sup>[4]</sup>
33	Formaldehyde	Distillation, Colorimetric Method <sup>[3]</sup>
34	Free Chlorine	1) DPD Ferrous Titrimetric Method <sup>[4]</sup> 2) Iodometric Method <sup>[4]</sup>
35	Heptachlor	Liquid-Liquid Extraction, Gas Chromatographic Method <sup>[4]</sup>
36	Heptachlor epoxide	Liquid-Liquid Extraction, Gas Chromatographic Method <sup>[4]</sup>
37	Hexavalent Chromium	Filtration, Colorimetric Method <sup>[4]</sup>
38	3-Hydroxycarbofuran	High-Performance Liquid Chromatographic Method <sup>[4]</sup>
39	Lead	1) Digestion, Inductively Coupled Plasma Method <sup>[4]</sup> 2) Digestion, Inductively Coupled Plasma/ Mass Spectrometric Method <sup>[4]</sup>
40	Manganese	1) Digestion, Inductively Coupled Plasma Method <sup>[4]</sup> 2) Digestion, Inductively Coupled Plasma/ Mass Spectrometric Method <sup>[4]</sup>
41	Mercury	1) Digestion, Cold-Vapor Atomic Absorption Spectrometric Method <sup>[4]</sup> 2) Digestion, Inductively Coupled Plasma/Mass spectrometric Method <sup>[4]</sup>
42	Methiocarb	High-Performance Liquid Chromatographic Method <sup>[4]</sup>
43	Methoxychlor	Liquid-Liquid Extraction, Gas Chromatographic Method <sup>[4]</sup>

วิมล

44 Methomyl...

(นางริกาญจน์ อัครสกุลวิไล)

ผู้อำนวยการกลุ่มมาตรฐานวิธีการวิเคราะห์ทดสอบมลพิษ  
กรมส่งเสริมการเกษตร

ลำดับที่	สารมลพิษ	วิธีวิเคราะห์
44	Methomyl	High-Performance Liquid Chromatographic Method <sup>[4]</sup>
45	Nickel	1) Digestion, Inductively Coupled Plasma Method <sup>[4]</sup> 2) Digestion, Inductively Coupled Plasma/ Mass Spectrometric Method <sup>[4]</sup>
46	Oil & Grease	1) Liquid-Liquid, Partition-Gravimetric Method <sup>[4]</sup> 2) Soxhlet Extraction Method <sup>[4]</sup>
47	Oxamyl	High-Performance Liquid Chromatographic Method <sup>[4]</sup>
48	Propoxur	High-Performance Liquid Chromatographic Method <sup>[4]</sup>
49	pH	Electrometric Method <sup>[4]</sup>
50	Phenols	1) Distillation, Chloroform Extraction Method <sup>[4]</sup> 2) Distillation, Direct Photometric Method <sup>[4]</sup>
51	Selenium	1) Digestion, Inductively Coupled Plasma Method <sup>[4]</sup> 2) Digestion, Inductively Coupled Plasma/ Mass Spectrometric Method <sup>[4]</sup>
52	Sulfide	Iodometric Method <sup>[4]</sup>
53	Temperature	Laboratory and Field Methods <sup>[4]</sup>
54	Total Dissolved Solids	Dried at 180 °C <sup>[4]</sup>
55	Total Kjeldahl Nitrogen	Semi-Micro Kjeldahl Method <sup>[4]</sup>
56	Total Suspended Solids	Dried at 103-105 °C <sup>[4]</sup>
57	Toxaphene	Liquid-Liquid Extraction, Gas Chromatographic Method <sup>[4]</sup>
58	Trivalent Chromium	1) Digestion, Inductively Coupled Plasma Method; Colorimetric Method; Calculation <sup>[4]</sup> 2) Digestion, Inductively Coupled Plasma/ Mass Spectrometric Method; Colorimetric Method; Calculation <sup>[4]</sup>
59	Zinc	1) Digestion, Inductively Coupled Plasma Method <sup>[4]</sup> 2) Digestion, Inductively Coupled Plasma/Mass Spectrometric Method <sup>[4]</sup>

น้ำใต้ดิน จำนวน 126 รายการ

ลำดับที่	สารมลพิษ	วิธีวิเคราะห์
1	Acenaphthene	Liquid-Liquid Extraction, Gas Chromatographic/ Mass Spectrometric Method <sup>[4]</sup>
2	Acetone	Purge and Trap, Gas Chromatographic/ Mass Spectrometric Method <sup>[4]</sup>

วิภา

3 Aldrin...

(นางริภาณจน์ ฉัตรสกุลวิไล)

ผู้อำนวยการกลุ่มมาตรฐานวิธีการวิเคราะห์ทดสอบมลพิษ  
และทะเบียนห้องปฏิบัติการ

ลำดับที่	สารมลพิษ	วิธีวิเคราะห์
3	Aldrin	Liquid-Liquid Extraction, Gas Chromatographic/ Mass Spectrometric Method <sup>[4]</sup>
4	Anthracene	Liquid-Liquid Extraction, Gas Chromatographic/ Mass Spectrometric Method <sup>[4]</sup>
5	Antimony	1) Digestion, Inductively Coupled Plasma Method <sup>[4]</sup> 2) Digestion, Inductively Coupled Plasma/ Mass Spectrometric Method <sup>[4]</sup>
6	Arsenic	1) Digestion, Inductively Coupled Plasma Method <sup>[4]</sup> 2) Digestion, Inductively Coupled Plasma/ Mass Spectrometric Method <sup>[4]</sup>
7	Atrazine	Liquid-Liquid Extraction, Gas Chromatographic/ Mass Spectrometric Method <sup>[4]</sup>
8	Barium	1) Digestion, Inductively Coupled Plasma Method <sup>[4]</sup> 2) Digestion, Inductively Coupled Plasma/ Mass Spectrometric Method <sup>[4]</sup>
9	Benz(a)anthracene	Liquid-Liquid Extraction, Gas Chromatographic/ Mass Spectrometric Method <sup>[4]</sup>
10	Benzene	Purge and Trap, Gas Chromatographic/ Mass Spectrometric Method <sup>[4]</sup>
11	Benzo(b)fluoranthene	Liquid-Liquid Extraction, Gas Chromatographic/ Mass Spectrometric Method <sup>[4]</sup>
12	Benzo(k)fluoranthene	Liquid-Liquid Extraction, Gas Chromatographic/ Mass Spectrometric Method <sup>[4]</sup>
13	Benzoic Acid	Liquid-Liquid Extraction, Gas Chromatographic/ Mass Spectrometric Method <sup>[4]</sup>
14	Benzo(a)pyrene	Liquid-Liquid Extraction, Gas Chromatographic/ Mass Spectrometric Method <sup>[4]</sup>
15	Benzo[g,h,i]perylene	Liquid-Liquid Extraction, Gas Chromatographic/ Mass Spectrometric Method <sup>[4]</sup>
16	Beryllium	1) Digestion, Inductively Coupled Plasma Method <sup>[4]</sup> 2) Digestion, Inductively Coupled Plasma/ Mass Spectrometric Method <sup>[4]</sup>
17	Bis(2-chloroethyl)ether	Liquid-Liquid Extraction, Gas Chromatographic/ Mass Spectrometric Method <sup>[4]</sup>


วิธีทาง)

18 Bis(2-ethylhexyl)phthalate...

(นางริกาญจน์ ฉัตรสกุลวิไล)

ผู้อำนวยการกลุ่มมาตรฐานวิธีการวิเคราะห์ทดสอบมลพิษ  
และทะเบียนห้องปฏิบัติการ

ลำดับที่	สารมลพิษ	วิธีวิเคราะห์
18	Bis(2-ethylhexyl)phthalate	Liquid-Liquid Extraction, Gas Chromatographic/ Mass Spectrometric Method <sup>[4]</sup>
19	Bromodichloromethane	Purge and Trap, Gas Chromatographic/ Mass Spectrometric Method <sup>[4]</sup>
20	Bromoform	Purge and Trap, Gas Chromatographic/ Mass Spectrometric Method <sup>[4]</sup>
21	Butanol	Purge and Trap, Gas Chromatographic/ Mass Spectrometric Method <sup>[4]</sup>
		Equilibrium Headspace, Gas Chromatographic/ Mass Spectrometric Method <sup>[4]</sup>
22	Butyl Benzyl Phthalate	Liquid-Liquid Extraction, Gas Chromatographic/ Mass Spectrometric Method <sup>[4]</sup>
23	Cadmium	1) Digestion, Inductively Coupled Plasma Method <sup>[4]</sup> 2) Digestion, Inductively Coupled Plasma/ Mass Spectrometric Method <sup>[4]</sup>
24	Carbazole	Liquid-Liquid Extraction, Gas Chromatographic/ Mass Spectrometric Method <sup>[4]</sup>
25	Carbon Disulfide	Purge and Trap, Gas Chromatographic/ Mass Spectrometric Method <sup>[4]</sup>
26	Carbon tetrachloride	Purge and Trap, Gas Chromatographic/ Mass Spectrometric Method <sup>[4]</sup>
27	Chlordane	Liquid-Liquid Extraction, Gas Chromatographic/ Mass Spectrometric Method <sup>[4]</sup>
28	p-Chloroaniline	Liquid-Liquid Extraction, Gas Chromatographic/ Mass Spectrometric Method <sup>[4]</sup>
29	Chlorobenzene	Purge and Trap, Gas Chromatographic/ Mass Spectrometric Method <sup>[4]</sup>
30	Chlorodibromomethane	Purge and Trap, Gas Chromatographic/ Mass Spectrometric Method <sup>[4]</sup>
31	Chloroform	Purge and Trap, Gas Chromatographic/ Mass Spectrometric Method <sup>[4]</sup>
32	2-Chlorophenol	Liquid-Liquid Extraction, Gas Chromatographic/ Mass Spectrometric Method <sup>[4]</sup>
33	Chromium	1) Digestion, Inductively Coupled Plasma Method <sup>[4]</sup> 2) Digestion, Inductively Coupled Plasma/ Mass Spectrometric Method <sup>[4]</sup>




34 Chromium (III)...

(นางริกาญจน์ จิตรสกุลไธ)

ผู้อำนวยการกลุ่มมาตรฐานวิธีการวิเคราะห์ทดสอบมลพิษ



ลำดับที่	สารมลพิษ	วิธีวิเคราะห์
51	cis-1,2-Dichloroethylene	Purge and Trap, Gas Chromatographic/ Mass Spectrometric Method <sup>[4]</sup>
52	trans-1,2-Dichloroethylene	Purge and Trap, Gas Chromatographic/ Mass Spectrometric Method <sup>[4]</sup>
53	2,4-Dichlorophenol	Liquid-Liquid Extraction, Gas Chromatographic/ Mass Spectrometric Method <sup>[4]</sup>
54	1,2-Dichloropropane	Purge and Trap, Gas Chromatographic/ Mass Spectrometric Method <sup>[4]</sup>
55	1,3-Dichloropropane	Purge and Trap, Gas Chromatographic/ Mass Spectrometric Method <sup>[4]</sup>
56	1,3-Dichloropropene	Purge and Trap, Gas Chromatographic/ Mass Spectrometric Method <sup>[4]</sup>
57	Dieldrin	Liquid-Liquid Extraction, Gas Chromatographic/ Mass Spectrometric Method <sup>[4]</sup>
58	Diethyl Phthalate	Liquid-Liquid Extraction, Gas Chromatographic/ Mass Spectrometric Method <sup>[4]</sup>
59	2,4-Dimethylphenol	Liquid-Liquid Extraction, Gas Chromatographic/ Mass Spectrometric Method <sup>[4]</sup>
60	2,4-Dinitrophenol	Liquid-Liquid Extraction, Gas Chromatographic/ Mass Spectrometric Method <sup>[4]</sup>
61	2,4-Dinitrotoluene	Liquid-Liquid Extraction, Gas Chromatographic/ Mass Spectrometric Method <sup>[4]</sup>
62	2,6-Dinitrotoluene	Liquid-Liquid Extraction, Gas Chromatographic/ Mass Spectrometric Method <sup>[4]</sup>
63	Di-n-Octyl Phthalate	Liquid-Liquid Extraction, Gas Chromatographic/ Mass Spectrometric Method <sup>[4]</sup>
64	Endosulfan	Liquid-Liquid Extraction, Gas Chromatographic/ Mass Spectrometric Method <sup>[4]</sup>
65	Endrin	Liquid-Liquid Extraction, Gas Chromatographic/ Mass Spectrometric Method <sup>[4]</sup>
66	Ethylbenzene	Purge and Trap, Gas Chromatographic/ Mass Spectrometric Method <sup>[4]</sup>
67	Fluoranthene	Liquid-Liquid Extraction, Gas Chromatographic/ Mass Spectrometric Method <sup>[4]</sup>



(นางริกาญจน์ ฉัตรสกุลวิไล)

ผู้อำนวยการกลุ่มมาตรฐานวิธีการวิเคราะห์ทดสอบมลพิษ  
และทะเบียนห้องปฏิบัติการ

68 Fluorene...

ลำดับที่	สารมลพิษ	วิธีวิเคราะห์
68	Fluorene	Liquid-Liquid Extraction, Gas Chromatographic/ Mass Spectrometric Method <sup>[4]</sup>
69	Heptachlor	Liquid-Liquid Extraction, Gas Chromatographic/ Mass Spectrometric Method <sup>[4]</sup>
70	Heptachlor epoxide	Liquid-Liquid Extraction, Gas Chromatographic/ Mass Spectrometric Method <sup>[4]</sup>
71	Hexachlorobenzene	Liquid-Liquid Extraction, Gas Chromatographic/ Mass Spectrometric Method <sup>[4]</sup>
72	Hexachloro-1,3-butadiene	Purge and Trap, Gas Chromatographic/ Mass Spectrometric Method <sup>[4]</sup>
73	n-Hexane	Purge and Trap, Gas Chromatographic/ Mass Spectrometric Method <sup>[4]</sup>
74	$\alpha$ -HCH	Liquid-Liquid Extraction, Gas Chromatographic/ Mass Spectrometric Method <sup>[4]</sup>
75	$\beta$ -HCH	Liquid-Liquid Extraction, Gas Chromatographic/ Mass Spectrometric Method <sup>[4]</sup>
76	$\gamma$ -HCH	Liquid-Liquid Extraction, Gas Chromatographic/ Mass Spectrometric Method <sup>[4]</sup>
77	Hexachlorocyclopentadiene	Liquid-Liquid Extraction, Gas Chromatographic/ Mass Spectrometric Method <sup>[4]</sup>
78	Hexachloroethane	Liquid-Liquid Extraction, Gas Chromatographic/ Mass Spectrometric Method <sup>[4]</sup>
79	Indeno(1,2,3-cd)pyrene	Liquid-Liquid Extraction, Gas Chromatographic/ Mass Spectrometric Method <sup>[4]</sup>
80	Isophorone	Liquid-Liquid Extraction, Gas Chromatographic/ Mass Spectrometric Method <sup>[4]</sup>
81	Lead	1) Digestion, Inductively Coupled Plasma Method <sup>[4]</sup> 2) Digestion, Inductively Coupled Plasma/ Mass Spectrometric Method <sup>[4]</sup>
82	Manganese	1) Digestion, Inductively Coupled Plasma Method <sup>[4]</sup> 2) Digestion, Inductively Coupled Plasma/ Mass Spectrometric Method <sup>[4]</sup>
83	Mercury	1) Cold Vapor Atomic Absorption Spectrometric Method <sup>[4]</sup> 2) Digestion, Inductively Coupled Plasma/ Mass Spectrometric Method <sup>[4]</sup>

ร.พ.ว.

84 Methanol...

(นางริกาญจน์ ฉัตรสกุลวิไล)

ผู้อำนวยการกลุ่มมาตรฐานวิธีการวิเคราะห์ทดสอบมลพิษ

แบบฟอร์มรายงานผลการวิเคราะห์

ลำดับที่	สารมลพิษ	วิธีวิเคราะห์
84	Methanol	1) Purge and Trap, Gas Chromatographic/ Mass Spectrometric Method <sup>[4]</sup> 2) Equilibrium Headspace, Gas Chromatographic/ Mass Spectrometric Method <sup>[4]</sup>
85	Methoxychlor	Liquid-Liquid Extraction, Gas Chromatographic/ Mass Spectrometric Method <sup>[4]</sup>
86	Methyl Bromide	Purge and Trap, Gas Chromatographic/ Mass Spectrometric Method <sup>[4]</sup>
87	Methylene Chloride	Purge and Trap, Gas Chromatographic/ Mass Spectrometric Method <sup>[4]</sup>
88	2-Methylphenol	Liquid-Liquid Extraction, Gas Chromatographic/ Mass Spectrometric Method <sup>[4]</sup>
89	2-Methylnaphthalene	Liquid-Liquid Extraction, Gas Chromatographic/ Mass Spectrometric Method <sup>[4]</sup>
90	Methyl tert-Butyl Ether	Purge and Trap, Gas Chromatographic/ Mass Spectrometric Method <sup>[4]</sup>
91	Naphthalene	Liquid-Liquid Extraction, Gas Chromatographic/ Mass Spectrometric Method <sup>[4]</sup>
92	Nickel	1) Digestion, Inductively Coupled Plasma Method <sup>[4]</sup> 2) Digestion, Inductively Coupled Plasma/ Mass Spectrometric Method <sup>[4]</sup>
93	Nitrobenzene	Liquid-Liquid Extraction, Gas Chromatographic/ Mass Spectrometric Method <sup>[4]</sup>
94	N-Nitrosodiphenylamine	Liquid-Liquid Extraction, Gas Chromatographic/ Mass Spectrometric Method <sup>[4]</sup>
95	N-Nitrosodi-n-Propylamine	Liquid-Liquid Extraction, Gas Chromatographic/ Mass Spectrometric Method <sup>[4]</sup>
96	Polychlorinated Biphenyls - PCB 1016 - PCB 1221 - PCB 1232 - PCB 1242 - PCB 1248 - PCB 1254 - PCB 1260	Liquid-Liquid Extraction, Gas Chromatographic/ Mass Spectrometric Method <sup>[4]</sup>

วิมล

97 Pentachlorophenol...

(นางริกาญจน์ ฉัตรสกุลวิไล)

ผู้อำนวยการกลุ่มมาตรฐานวิธีการวิเคราะห์ทดสอบมลพิษ

และทะเบียนห้องปฏิบัติการ

ลำดับที่	สารมลพิษ	วิธีวิเคราะห์
97	Pentachlorophenol	Liquid-Liquid Extraction, Gas Chromatographic/ Mass Spectrometric Method <sup>[4]</sup>
98	pH	Electrometric Method <sup>[4]</sup>
99	Phenanthrene	Liquid-Liquid Extraction, Gas Chromatographic/ Mass Spectrometric Method <sup>[4]</sup>
100	Phenol	1) Distillation, Direct Photometric Method <sup>[4]</sup> 2) Liquid-Liquid Extraction, Gas Chromatographic/ Mass Spectrometric Method <sup>[4]</sup>
101	Pyrene	Liquid-Liquid Extraction, Gas Chromatographic/ Mass Spectrometric Method <sup>[4]</sup>
102	Selenium	1) Digestion, Inductively Coupled Plasma Method <sup>[4]</sup> 2) Digestion, Inductively Coupled Plasma/ Mass Spectrometric Method <sup>[4]</sup>
103	Silver	1) Digestion, Inductively Coupled Plasma Method <sup>[4]</sup> 2) Digestion, Inductively Coupled Plasma/ Mass Spectrometric Method <sup>[4]</sup>
104	Styrene	Purge and Trap, Gas Chromatographic/ Mass Spectrometric Method <sup>[4]</sup>
105	1,1,2,2-Tetrachloroethane	Purge and Trap, Gas Chromatographic/ Mass Spectrometric Method <sup>[4]</sup>
106	Tetrachloroethylene	Purge and Trap, Gas Chromatographic/ Mass Spectrometric Method <sup>[4]</sup>
107	Toluene	Purge and Trap, Gas Chromatographic/ Mass Spectrometric Method <sup>[4]</sup>
108	Toxaphene	Liquid-Liquid Extraction, Gas Chromatographic/ Mass Spectrometric Method <sup>[4]</sup>
109	TPH (C <sub>5</sub> -C <sub>9</sub> )	Purge and Trap, Gas Chromatographic/ Mass Spectrometric Method <sup>[13,24]</sup>
110	TPH (C <sub>8</sub> -C <sub>16</sub> )	Solvent Extraction, Gas Chromatographic Method <sup>[9,21]</sup>
111	TPH (C <sub>16</sub> -C <sub>35</sub> )	Solvent Extraction, Gas Chromatographic Method <sup>[9,21]</sup>
112	1,2,4-Trichlorobenzene	Purge and Trap, Gas Chromatographic/ Mass Spectrometric Method <sup>[4]</sup>
113	1,1,1-Trichloroethane	Purge and Trap, Gas Chromatographic/ Mass Spectrometric Method <sup>[4]</sup>

วิมล

114 1,1,2-Trichloroethane...

ลำดับที่	สารมลพิษ	วิธีวิเคราะห์
114	1,1,2-Trichloroethane	Purge and Trap, Gas Chromatographic/ Mass Spectrometric Method <sup>[4]</sup>
115	Trichloroethylene	Purge and Trap, Gas Chromatographic/ Mass Spectrometric Method <sup>[4]</sup>
116	2,4,5-Trichlorophenol	Liquid-Liquid Extraction, Gas Chromatographic/ Mass Spectrometric Method <sup>[4]</sup>
117	2,4,6-Trichlorophenol	Liquid-Liquid Extraction, Gas Chromatographic/ Mass Spectrometric Method <sup>[4]</sup>
118	1,3,5-Trimethylbenzene	Purge and Trap, Gas Chromatographic/ Mass Spectrometric Method <sup>[4]</sup>
119	Vanadium	1) Digestion, Inductively Coupled Plasma Method <sup>[4]</sup> 2) Digestion, Inductively Coupled Plasma/ Mass Spectrometric Method <sup>[4]</sup>
120	Vinyl Acetate	Purge and Trap, Gas Chromatographic/ Mass Spectrometric Method <sup>[4]</sup>
121	Vinyl Chloride	Purge and Trap, Gas Chromatographic/ Mass Spectrometric Method <sup>[4]</sup>
122	m-Xylene	Purge and Trap, Gas Chromatographic/ Mass Spectrometric Method <sup>[4]</sup>
123	o-Xylene	Purge and Trap, Gas Chromatographic/ Mass Spectrometric Method <sup>[4]</sup>
124	p-Xylene	Purge and Trap, Gas Chromatographic/ Mass Spectrometric Method <sup>[4]</sup>
125	Xylene (Total)	Purge and Trap, Gas Chromatographic/ Mass Spectrometric Method <sup>[4]</sup>
126	Zinc	1) Digestion, Inductively Coupled Plasma Method <sup>[4]</sup> 2) Digestion, Inductively Coupled Plasma/ Mass Spectrometric Method <sup>[4]</sup>

**อากาศเสีย (ปล่อยระบาย) จำนวน 16 รายการ**

ลำดับที่	สารมลพิษ	วิธีวิเคราะห์
1	Antimony	Isokinetic, Digestion, Inductively Coupled Plasma Method <sup>[5]</sup>
2	Arsenic	Isokinetic, Digestion, Inductively Coupled Plasma Method <sup>[5]</sup>

*วิทย์*

3 Carbon Monoxide...

(นางริกาญจน์ ฉัตรสกุลวิไล)

ผู้อำนวยการกลุ่มมาตรฐานวิชาการวิเคราะห์ทดสอบมลพิษ

และหน่วยงานที่เกี่ยวข้อง

ลำดับที่	สารมลพิษ	วิธีวิเคราะห์
3	Carbon Monoxide	1) Sampling Bag Non-Dispersive Infrared Method <sup>[5]</sup> 2) Non-Dispersive Infrared Method <sup>[5]</sup> 3) Instrumental Analyzer Method <sup>[5]</sup>
4	Chlorine	1) Absorption Sampling, Ion Chromatographic Method <sup>[5]</sup> 2) Isokinetic Sampling, Ion Chromatographic Method <sup>[5]</sup>
5	Copper	Isokinetic, Digestion, Inductively Coupled Plasma Method <sup>[5]</sup>
6	Dioxins	Isokinetic Sampling, Analysis by ISO/IEC 17025 Accredited Laboratory or Analysis by Department of Industrial Works Registered Laboratory (Dioxins/Furans Analysis Approved) <sup>[5]</sup>
7	Hydrogen Chloride	1) Absorption Sampling, Ion Chromatographic Method <sup>[5]</sup> 2) Isokinetic Sampling, Ion Chromatographic Method <sup>[5]</sup>
8	Hydrogen Sulfide	Absorption Sampling, Iodometric Method <sup>[5]</sup>
9	Lead	Isokinetic, Digestion, Inductively Coupled Plasma Method <sup>[5]</sup>
10	Mercury	1) Isokinetic Sampling, Digestion, Cold-Vapor Atomic Absorption Spectrometric Method <sup>[5]</sup> 2) Isokinetic, Digestion, Inductively Coupled Plasma Method <sup>[5]</sup>
11	Opacity	Ringelmann's Method <sup>[2]</sup>
12	Oxides of Nitrogen	1) Absorption Sampling, Phenoldisulfonic Acid Method <sup>[5]</sup> 2) Chemiluminescence Method <sup>[5]</sup> 3) Instrumental Analyzer Method <sup>[5]</sup>
13	Sulfur Dioxide	1) Absorption Sampling, Barium-Thorin Titrimetric Method <sup>[5]</sup> 2) UV Fluorescence Method <sup>[5]</sup> 3) Instrumental Analyzer Method <sup>[5]</sup>
14	Sulfuric Acid	Isokinetic Sampling, Barium-Thorin Titrimetric Method <sup>[5]</sup>
15	Total Suspended Particulate	Isokinetic Sampling, Gravimetric Method <sup>[5]</sup>
16	Xylene	Adsorption Sampling, Gas Chromatographic Method <sup>[5]</sup>

วิมล

สิ่งปลูก...

(นางริกาญจน์ ฉัตรสกุลวิไล)

ผู้อำนวยการกลุ่มมาตรฐานวิชาการวิเคราะห์ทดสอบมลพิษ

กรมควบคุมมลพิษ

สิ่งปฏิกูลหรือวัสดุที่ไม่ใช้แล้ว จำนวน 35 รายการ

ลำดับที่	สารมลพิษ	วิธีวิเคราะห์
1	Aldrin	1) Waste Extraction, Separatory Funnel Liquid-Liquid Extraction, Gas Chromatographic/Mass Spectrometric Method <sup>[1,9,25]</sup> 2) Soxhlet Extraction, Gas Chromatographic Method <sup>[10,22]</sup> 3) Automated Soxhlet Extraction, Gas Chromatographic Method <sup>[22,31]</sup>
2	Antimony	1) Waste Extraction, Digestion, Inductively Coupled Plasma Method <sup>[1,6,15]</sup> 2) Waste Extraction, Digestion, Inductively Coupled Plasma/Mass Spectrometric Method <sup>[1,6,16]</sup> 3) Digestion, Inductively Coupled Plasma Method <sup>[7,15]</sup> 4) Digestion, Inductively Coupled Plasma/Mass Spectrometric Method <sup>[7,16]</sup>
3	Arsenic	1) Waste Extraction, Digestion, Inductively Coupled Plasma Method <sup>[1,6,15]</sup> 2) Waste Extraction, Digestion, Inductively Coupled Plasma/Mass Spectrometric Method <sup>[1,6,16]</sup> 3) Digestion, Inductively Coupled Plasma Method <sup>[7,15]</sup> 4) Digestion, Inductively Coupled Plasma/Mass Spectrometric Method <sup>[7,16]</sup>
4	Barium	1) Waste Extraction, Digestion, Inductively Coupled Plasma Method <sup>[1,6,15]</sup> 2) Waste Extraction, Digestion, Inductively Coupled Plasma/Mass Spectrometric Method <sup>[1,6,16]</sup> 3) Digestion, Inductively Coupled Plasma Method <sup>[7,15]</sup> 4) Digestion, Inductively Coupled Plasma/Mass Spectrometric Method <sup>[7,16]</sup>
5	Beryllium	1) Waste Extraction, Digestion, Inductively Coupled Plasma Method <sup>[1,6,15]</sup> 2) Waste Extraction, Digestion, Inductively Coupled Plasma/Mass Spectrometric Method <sup>[1,6,16]</sup> 3) Digestion, Inductively Coupled Plasma Method <sup>[7,15]</sup> 4) Digestion, Inductively Coupled Plasma/Mass Spectrometric Method <sup>[7,16]</sup>



6 Cadmium...

(นางริกาญจน์ จิตรสกุลใจ)

ผู้อำนวยการกลุ่มมาตรฐานวิธีการวิเคราะห์ทดสอบมลพิษ

และทะเบียนห้องปฏิบัติการ

ลำดับที่	สารมลพิษ	วิธีวิเคราะห์
6	Cadmium	1) Waste Extraction, Digestion, Inductively Coupled Plasma Method <sup>[1,6,15]</sup> 2) Waste Extraction, Digestion, Inductively Coupled Plasma/Mass Spectrometric Method <sup>[1,6,16]</sup> 3) Digestion, Inductively Coupled Plasma Method <sup>[7,15]</sup> 4) Digestion, Inductively Coupled Plasma/Mass Spectrometric Method <sup>[7,16]</sup>
7	Chlordane	1) Waste Extraction, Separatory Funnel Liquid-Liquid Extraction, Gas Chromatographic/Mass Spectrometric Method <sup>[1,19,25]</sup> 2) Soxhlet Extraction, Gas Chromatographic Method <sup>[10,22]</sup> 3) Automated Soxhlet Extraction, Gas Chromatographic Method <sup>[22,31]</sup>
8	Chromium	1) Waste Extraction, Digestion, Inductively Coupled Plasma Method <sup>[1,6,15]</sup> 2) Waste Extraction, Digestion, Inductively Coupled Plasma/Mass Spectrometric Method <sup>[1,6,16]</sup> 3) Digestion, Inductively Coupled Plasma Method <sup>[7,15]</sup> 4) Digestion, Inductively Coupled Plasma/Mass Spectrometric Method <sup>[7,16]</sup>
9	Chromium (III)	1) Waste Extraction, Digestion, Inductively Coupled Plasma Method; Waste Extraction, Colorimetric Method; Calculation Method <sup>[1,6,15,17]</sup> 2) Waste Extraction, Digestion, Inductively Coupled Plasma/Mass Spectrometric Method; Waste Extraction, Colorimetric Method; Calculation Method <sup>[1,6,16,17]</sup> 3) Digestion, Inductively Coupled Plasma Method; Alkaline Digestion, Colorimetric Method; Calculation Method <sup>[7,8,15,17]</sup> 4) Digestion, Inductively Coupled Plasma/Mass Spectrometric Method; Alkaline Digestion, Colorimetric Method; Calculation Method <sup>[7,8, 16,17]</sup>
10	Chromium (VI)	1) Waste Extraction, Colorimetric Method <sup>[1,6,17]</sup> 2) Alkaline Digestion, Colorimetric Method <sup>[8,17]</sup>



(นางริกาญจน์ จิตรสกุลไชย)

11 Cobalt...

ผู้อำนวยการกลุ่มมาตรฐานวิธีการวิเคราะห์ทดสอบมลพิษ

.....เรียน...../.....

ลำดับที่	สารมลพิษ	วิธีวิเคราะห์
11	Cobalt	1) Waste Extraction, Digestion, Inductively Coupled Plasma Method <sup>[1,6,15]</sup> 2) Waste Extraction, Digestion, Inductively Coupled Plasma/Mass Spectrometric Method <sup>[1,6,16]</sup> 3) Digestion, Inductively Coupled Plasma Method <sup>[7,15]</sup> 4) Digestion, Inductively Coupled Plasma/Mass Spectrometric Method <sup>[7,16]</sup>
12	Copper	1) Waste Extraction, Digestion, Inductively Coupled Plasma Method <sup>[1,6,15]</sup> 2) Waste Extraction, Digestion, Inductively Coupled Plasma/Mass Spectrometric Method <sup>[1,6,16]</sup> 3) Digestion, Inductively Coupled Plasma Method <sup>[7,15]</sup> 4) Digestion, Inductively Coupled Plasma/Mass Spectrometric Method <sup>[7,16]</sup>
13	2,4-D	1) Waste Extraction, Separatory Funnel Liquid-Liquid Extraction, Gas Chromatographic/Mass Spectrometric Method <sup>[1,9,25]</sup> 2) Soxhlet Extraction, Gas Chromatographic Method <sup>[10,22]</sup> 3) Automated Soxhlet Extraction, Gas Chromatographic Method <sup>[22,31]</sup>
14	DDD	1) Waste Extraction, Separatory Funnel Liquid-Liquid Extraction, Gas Chromatographic/Mass Spectrometric Method <sup>[1,9,25]</sup> 2) Soxhlet Extraction, Gas Chromatographic Method <sup>[10,22]</sup> 3) Automated Soxhlet Extraction, Gas Chromatographic Method <sup>[22,31]</sup>
15	DDE	1) Waste Extraction, Separatory Funnel Liquid-Liquid Extraction, Gas Chromatographic/Mass Spectrometric Method <sup>[1,9,25]</sup> 2) Soxhlet Extraction, Gas Chromatographic Method <sup>[10,22]</sup> 3) Automated Soxhlet Extraction, Gas Chromatographic Method <sup>[22,31]</sup>
16	DDT	1) Waste Extraction, Separatory Funnel Liquid-Liquid Extraction, Gas Chromatographic/Mass Spectrometric Method <sup>[1,9,25]</sup>

จิรพร

2) Soxhlet...

(นางริกาญจน์ จัตรสกุลวิไล)

ผู้อำนวยการกลุ่มมาตรฐานวิธีการวิเคราะห์ทดสอบมลพิษ

และทะเบียนห้องปฏิบัติการ

ลำดับที่	สารมลพิษ	วิธีวิเคราะห์
17	Dieldrin	2) Soxhlet Extraction, Gas Chromatographic Method <sup>[10,22]</sup> 3) Automated Soxhlet Extraction, Gas Chromatographic Method <sup>[22,31]</sup> 1) Waste Extraction, Separatory Funnel Liquid-Liquid Extraction, Gas Chromatographic/Mass Spectrometric Method <sup>[1,9,25]</sup>
18	Endrin	2) Soxhlet Extraction, Gas Chromatographic Method <sup>[10,22]</sup> 3) Automated Soxhlet Extraction, Gas Chromatographic Method <sup>[22,31]</sup> 1) Waste Extraction, Separatory Funnel Liquid-Liquid Extraction, Gas Chromatographic/Mass Spectrometric Method <sup>[1,9,25]</sup>
19	Heptachlor	2) Soxhlet Extraction, Gas Chromatographic Method <sup>[10,22]</sup> 3) Automated Soxhlet Extraction, Gas Chromatographic Method <sup>[22,31]</sup> 1) Waste Extraction, Separatory Funnel Liquid-Liquid Extraction, Gas Chromatographic/Mass Spectrometric Method <sup>[1,9,25]</sup>
20	Lead	2) Soxhlet Extraction, Gas Chromatographic Method <sup>[10,22]</sup> 3) Automated Soxhlet Extraction, Gas Chromatographic Method <sup>[22,31]</sup> 1) Waste Extraction, Digestion, Inductively Coupled Plasma Method <sup>[1,6,15]</sup> 2) Waste Extraction, Digestion, Inductively Coupled Plasma/Mass Spectrometric Method <sup>[1,6,16]</sup>
21	Lindane	3) Digestion, Inductively Coupled Plasma Method <sup>[7,15]</sup> 4) Digestion, Inductively Coupled Plasma/Mass Spectrometric Method <sup>[7,16]</sup> 1) Waste Extraction, Separatory Funnel Liquid-Liquid Extraction, Gas Chromatographic/Mass Spectrometric Method <sup>[1,9,25]</sup> 2) Soxhlet Extraction, Gas Chromatographic Method <sup>[10,22]</sup>
22	Mercury	3) Automated Soxhlet Extraction, Gas Chromatographic Method <sup>[22,31]</sup> 1) Waste Extraction, Digestion, Cold-Vapor Atomic Absorption Spectrometric Method <sup>[1,6,18]</sup>

วิมล

2) Waste Extraction...

(นางริกาญจน์ ฉัตรสกุลวิไล)

ผู้อำนวยการกลุ่มมาตรฐานวิธีการวิเคราะห์ทดสอบมลพิษ

ลำดับที่	สารมลพิษ	วิธีวิเคราะห์
23	Methoxychlor	2) Waste Extraction, Thermal Decomposition Amalgamation and Atomic Absorption Spectrometric Method <sup>[1,6,19]</sup> 3) Waste Extraction, Digestion, Cold-Vapor Atomic Fluorescence Spectrometric Method <sup>[1,6,20]</sup> 4) Digestion, Cold-Vapor Atomic Absorption Spectrometric Method <sup>[18]</sup> 5) Thermal Decomposition Amalgamation and Atomic Absorption Spectrometric Method <sup>[19]</sup> 6) Digestion, Cold-Vapor Atomic Fluorescence Spectrometric Method <sup>[20]</sup>
24	Mirex	1) Waste Extraction, Separatory Funnel Liquid-Liquid Extraction, Gas Chromatographic/Mass Spectrometric Method <sup>[1,9,25]</sup> 2) Soxhlet Extraction, Gas Chromatographic Method <sup>[10,22]</sup> 3) Automated Soxhlet Extraction, Gas Chromatographic Method <sup>[22,31]</sup>
25	Molybdenum	1) Waste Extraction, Separatory Funnel Liquid-Liquid Extraction, Gas Chromatographic/Mass Spectrometric Method <sup>[1,9,25]</sup> 2) Soxhlet Extraction, Gas Chromatographic Method <sup>[10,22]</sup> 3) Automated Soxhlet Extraction, Gas Chromatographic Method <sup>[22,31]</sup>
26	Nickel	1) Waste Extraction, Digestion, Inductively Coupled Plasma Method <sup>[1,6,15]</sup> 2) Waste Extraction, Digestion, Inductively Coupled Plasma/Mass Spectrometric Method <sup>[1,6,16]</sup> 3) Digestion, Inductively Coupled Plasma Method <sup>[7,15]</sup> 4) Digestion, Inductively Coupled Plasma/Mass Spectrometric Method <sup>[7,16]</sup>

วิภากร

27 Polychlorinated...

ลำดับที่	สารมลพิษ	วิธีวิเคราะห์
27	<p>Polychlorinated biphenyls (PCBs)</p> <ul style="list-style-type: none"> <li>- Aroclor 1016</li> <li>- Aroclor 1221</li> <li>- Aroclor 1232</li> <li>- Aroclor 1242</li> <li>- Aroclor 1248</li> <li>- Aroclor 1254</li> <li>- Aroclor 1260</li> <li>- 2-Chlorobiphenyl</li> <li>- 2,3-Dichlorobiphenyl</li> <li>- 2,2',5-Trichlorobiphenyl</li> <li>- 2,4',5-Trichlorobiphenyl</li> <li>- 2,2',3,5'-Tetrachlorobiphenyl</li> <li>- 2,2',5,5'-Tetrachlorobiphenyl</li> <li>- 2,3',4,4'-Tetrachlorobiphenyl</li> <li>- 2,2',3,4,5'-Pentachlorobiphenyl</li> <li>- 2,2',4,5,5'-Pentachlorobiphenyl</li> <li>- 2,3,3',4',6-Pentachlorobiphenyl</li> <li>- 2,2',3,4,4',5'-Hexachlorobiphenyl</li> <li>- 2,2',3,4,5,5'-Hexachlorobiphenyl</li> <li>- 2,2',3,5,5',6-Hexachlorobiphenyl</li> <li>- 2,2',4,4',5,5'-Hexachlorobiphenyl</li> <li>- 2,2',3,3',4,4',5-Heptachlorobiphenyl</li> <li>- 2,2',3,4,4',5,5'-Heptachlorobiphenyl</li> <li>- 2,2',3,4,4',5',6-Heptachlorobiphenyl</li> <li>- 2,2',3,4',5,5',6-Heptachlorobiphenyl</li> <li>- 2,2',3,3',4,4',5,5',6-Nonachlorobiphenyl</li> </ul>	<p>1) Waste Extraction, Separatory Funnel Liquid-Liquid Extraction, Gas Chromatographic Method<sup>[1,9,23]</sup></p> <p>2) Soxhlet Extraction, Gas Chromatographic Method<sup>[10,23]</sup></p> <p>3) Automated Soxhlet Extraction, Gas Chromatographic Method<sup>[22,31]</sup></p>

วิมล

(นางริกาญจน์ ฉัตรสกุลวิไล)

ผู้อำนวยการกลุ่มมาตรฐานวิธีการวิเคราะห์ทดสอบมลพิษ

28 Pentachlorophenol...

ลำดับที่	สารมลพิษ	วิธีวิเคราะห์
28	Pentachlorophenol	1) Waste Extraction, Separatory Funnel Liquid-Liquid Extraction, Gas Chromatographic/Mass Spectrometric Method <sup>[1,9,25]</sup> 2) Soxhlet Extraction, Gas Chromatographic Method <sup>[10,22]</sup> 3) Automated Soxhlet Extraction, Gas Chromatographic Method <sup>[22,31]</sup>
29	pH	Electrometric Method <sup>[29,30]</sup>
30	Selenium	1) Waste Extraction, Digestion, Inductively Coupled Plasma Method <sup>[1,6,15]</sup> 2) Waste Extraction, Digestion, Inductively Coupled Plasma/Mass Spectrometric Method <sup>[1,6,16]</sup> 3) Digestion, Inductively Coupled Plasma Method <sup>[7,15]</sup> 4) Digestion, Inductively Coupled Plasma/Mass Spectrometric Method <sup>[7,16]</sup>
31	Silver	1) Waste Extraction, Digestion, Inductively Coupled Plasma Method <sup>[1,6,15]</sup> 2) Waste Extraction, Digestion, Inductively Coupled Plasma/Mass Spectrometric Method <sup>[1,6,16]</sup>
32	Thallium	1) Waste Extraction, Digestion, Inductively Coupled Plasma Method <sup>[1,6,15]</sup> 2) Waste Extraction, Digestion, Inductively Coupled Plasma/Mass Spectrometric Method <sup>[1,6,16]</sup> 3) Digestion, Inductively Coupled Plasma Method <sup>[7,15]</sup> 4) Digestion, Inductively Coupled Plasma/Mass Spectrometric Method <sup>[7,16]</sup>
33	Toxaphene	1) Waste Extraction, Separatory Funnel Liquid-Liquid Extraction, Gas Chromatographic/Mass Spectrometric Method <sup>[1,9,25]</sup> 2) Soxhlet Extraction, Gas Chromatographic Method <sup>[10,22]</sup> 3) Automated Soxhlet Extraction, Gas Chromatographic Method <sup>[22,31]</sup>
34	Vanadium	1) Waste Extraction, Digestion, Inductively Coupled Plasma Method <sup>[1,6,15]</sup> 2) Waste Extraction, Digestion, Inductively Coupled Plasma/Mass Spectrometric Method <sup>[1,6,16]</sup> 3) Digestion, Inductively Coupled Plasma Method <sup>[7,15]</sup>

วิมล

(นางริกาญจน์ ฉัตรสกุลวิไล)

ผู้อำนวยการกลุ่มมาตรฐานวิชาการวิเคราะห์ทดสอบมลพิษ

4) Digestion...

ลำดับที่	สารมลพิษ	วิธีวิเคราะห์
35	Zinc	4) Digestion, Inductively Coupled Plasma/ Mass Spectrometric Method <sup>[7,16]</sup> 1) Waste Extraction, Digestion, Inductively Coupled Plasma Method <sup>[1,6,15]</sup> 2) Waste Extraction, Digestion, Inductively Coupled Plasma/Mass Spectrometric Method <sup>[1,6,16]</sup> 3) Digestion, Inductively Coupled Plasma Method <sup>[7,15]</sup> 4) Digestion, Inductively Coupled Plasma/ Mass Spectrometric Method <sup>[7,16]</sup>

ดิน จำนวน 125 รายการ

ลำดับที่	สารมลพิษ	วิธีวิเคราะห์
1	Acenaphthene	Automated Soxhlet Extraction, Gas Chromatographic/ Mass Spectrometric Method <sup>[25,31]</sup>
2	Acetone	Purge and Trap, Gas Chromatographic/ Mass Spectrometric Method <sup>[14,24]</sup>
3	Aldrin	1) Soxhlet Extraction, Gas Chromatographic Method <sup>[10,22]</sup> 2) Automated Soxhlet Extraction, Gas Chromatographic/ Mass Spectrometric Method <sup>[25,31]</sup>
4	Anthracene	Automated Soxhlet Extraction, Gas Chromatographic/ Mass Spectrometric Method <sup>[25,31]</sup>
5	Antimony	1) Digestion, Inductively Coupled Plasma Method <sup>[7,15]</sup> 2) Digestion, Inductively Coupled Plasma/ Mass Spectrometric Method <sup>[7,16]</sup>
6	Arsenic	1) Digestion, Inductively Coupled Plasma Method <sup>[7,15]</sup> 2) Digestion, Inductively Coupled Plasma/ Mass Spectrometric Method <sup>[7,16]</sup>
7	Atrazine	1) Soxhlet Extraction, Gas Chromatographic Method <sup>[10,22]</sup> 2) Automated Soxhlet Extraction, Gas Chromatographic/ Mass Spectrometric Method <sup>[25,31]</sup>
8	Barium	1) Digestion, Inductively Coupled Plasma Method <sup>[7,15]</sup> 2) Digestion, Inductively Coupled Plasma/ Mass Spectrometric Method <sup>[7,16]</sup>

วิมล

(นางริกาณจน์ ฉัตรสกุลวิไล)

ผู้อำนวยการกลุ่มมาตรฐานวิธีการวิเคราะห์ทดสอบมลพิษ

9 Benz(a)anthracene...

ลำดับที่	สารมลพิษ	วิธีวิเคราะห์
9	Benz(a)anthracene	Automated Soxhlet Extraction, Gas Chromatographic/ Mass Spectrometric Method <sup>[25,31]</sup>
10	Benzene	Purge and Trap, Gas Chromatographic/ Mass Spectrometric Method <sup>[14,24]</sup>
11	Benzo(b)fluoranthene	Automated Soxhlet Extraction, Gas Chromatographic/ Mass Spectrometric Method <sup>[25,31]</sup>
12	Benzo(k)fluoranthene	Automated Soxhlet Extraction, Gas Chromatographic/ Mass Spectrometric Method <sup>[25,31]</sup>
13	Benzoic acid	Automated Soxhlet Extraction, Gas Chromatographic/ Mass Spectrometric Method <sup>[25,31]</sup>
14	Benzo(a)pyrene	Automated Soxhlet Extraction, Gas Chromatographic/ Mass Spectrometric Method <sup>[25,31]</sup>
15	Benzo(g,h,i)perylene	Automated Soxhlet Extraction, Gas Chromatographic/ Mass Spectrometric Method <sup>[25,31]</sup>
16	Beryllium	1) Digestion, Inductively Coupled Plasma Method <sup>[7,15]</sup> 2) Digestion, Inductively Coupled Plasma/ Mass Spectrometric Method <sup>[7,16]</sup>
17	Bis(2-chloroethyl)ether	Automated Soxhlet Extraction, Gas Chromatographic/ Mass Spectrometric Method <sup>[25,31]</sup>
18	Bis(2-ethylhexyl)phthalate	Automated Soxhlet Extraction, Gas Chromatographic/ Mass Spectrometric Method <sup>[25,31]</sup>
19	Bromodichloromethane	Purge and Trap, Gas Chromatographic/ Mass Spectrometric Method <sup>[14,24]</sup>
20	Bromoform	Purge and Trap, Gas Chromatographic/ Mass Spectrometric Method <sup>[14,24]</sup>
21	Butanol	Equilibrium Headspace, Gas Chromatographic/ Mass Spectrometric Method <sup>[12,24]</sup>
22	Butyl Benzyl Phthalate	Automated Soxhlet Extraction, Gas Chromatographic/ Mass Spectrometric Method <sup>[25,31]</sup>
23	Cadmium	1) Digestion, Inductively Coupled Plasma Method <sup>[7,15]</sup> 2) Digestion, Inductively Coupled Plasma/ Mass Spectrometric Method <sup>[7,16]</sup>
24	Carbazole	Automated Soxhlet Extraction, Gas Chromatographic/ Mass Spectrometric Method <sup>[25,31]</sup>
25	Carbon Disulfide	Purge and Trap, Gas Chromatographic/ Mass Spectrometric Method <sup>[14,24]</sup>

วิกรม

26 Carbon tetrachloride...

(นางริกาญจน์ ฉัตรสกุลวิไล)

ผู้อำนวยการกลุ่มมาตรฐานวิธีการวิเคราะห์ทดสอบมลพิษ

ลำดับที่	สารมลพิษ	วิธีวิเคราะห์
26	Carbon tetrachloride	Purge and Trap, Gas Chromatographic/ Mass Spectrometric Method <sup>[14,24]</sup>
27	Chlordane	1) Soxhlet Extraction, Gas Chromatographic Method <sup>[10,22]</sup> 2) Automated Soxhlet Extraction, Gas Chromatographic/ Mass Spectrometric Method <sup>[25,31]</sup>
28	p-Chloroaniline	Automated Soxhlet Extraction, Gas Chromatographic/ Mass Spectrometric Method <sup>[25,31]</sup>
29	Chlorobenzene	Purge and Trap, Gas Chromatographic/ Mass Spectrometric Method <sup>[14,24]</sup>
30	Chlorodibromomethane	Purge and Trap, Gas Chromatographic/ Mass Spectrometric Method <sup>[14,24]</sup>
31	Chloroform	Purge and Trap, Gas Chromatographic/ Mass Spectrometric Method <sup>[14,24]</sup>
32	2-Chlorophenol	Automated Soxhlet Extraction, Gas Chromatographic/ Mass Spectrometric Method <sup>[25,31]</sup>
33	Chromium	1) Digestion, Inductively Coupled Plasma Method <sup>[7,15]</sup> 2) Digestion, Inductively Coupled Plasma/ Mass Spectrometric Method <sup>[7,16]</sup>
34	Chromium (III)	1) Digestion, Inductively Coupled Plasma Method; Alkaline Digestion, Colorimetric Method; Calculation Method <sup>[7,8,15,17]</sup> 2) Digestion, Inductively Coupled Plasma/ Mass Spectrometric Method; Alkaline Digestion, Colorimetric Method; Calculation Method <sup>[7,8,16,17]</sup>
35	Chromium (VI)	Alkaline Digestion, Colorimetric Method <sup>[8,17]</sup>
36	Chrysene	Automated Soxhlet Extraction, Gas Chromatographic/ Mass Spectrometric Method <sup>[25,31]</sup>
37	Cyanide	Extraction, Distillation, Colorimetric Method <sup>[26,27,28]</sup>
38	2,4-D	1) Soxhlet Extraction, Gas Chromatographic Method <sup>[10,22]</sup> 2) Automated Soxhlet Extraction, Gas Chromatographic/ Mass Spectrometric Method <sup>[25,31]</sup>
39	DDD	1) Soxhlet Extraction, Gas Chromatographic Method <sup>[10,22]</sup> 2) Automated Soxhlet Extraction, Gas Chromatographic/ Mass Spectrometric Method <sup>[25,31]</sup>

วิฑูรย์

(นางวิภาณูจน์ ฉัตรสกุลวิไล)

ผู้อำนวยการกลุ่มมาตรฐานวิธีการวิเคราะห์ทดสอบมลพิษ

40 DDE...

ลำดับที่	สารมลพิษ	วิธีวิเคราะห์
40	DDE	1) Soxhlet Extraction, Gas Chromatographic Method <sup>[10,22]</sup> 2) Automated Soxhlet Extraction, Gas Chromatographic/Mass Spectrometric Method <sup>[25,31]</sup>
41	DDT	1) Soxhlet Extraction, Gas Chromatographic Method <sup>[10,22]</sup> 2) Automated Soxhlet Extraction, Gas Chromatographic/Mass Spectrometric Method <sup>[25,31]</sup>
42	Dibenz(a,h)anthracene	Automated Soxhlet Extraction, Gas Chromatographic/Mass Spectrometric Method <sup>[25,31]</sup>
43	Di-n-Butyl Phthalate	Automated Soxhlet Extraction, Gas Chromatographic/Mass Spectrometric Method <sup>[25,31]</sup>
44	1,2-Dichlorobenzene	Purge and Trap, Gas Chromatographic/Mass Spectrometric Method <sup>[14,24]</sup>
45	1,3-Dichlorobenzene	Purge and Trap, Gas Chromatographic/Mass Spectrometric Method <sup>[14,24]</sup>
46	1,4-Dichlorobenzene	Purge and Trap, Gas Chromatographic/Mass Spectrometric Method <sup>[14,24]</sup>
47	3,3-Dichlorobenzidine	Automated Soxhlet Extraction, Gas Chromatographic/Mass Spectrometric Method <sup>[25,31]</sup>
48	1,1-Dichloroethane	Purge and Trap, Gas Chromatographic/Mass Spectrometric Method <sup>[14,24]</sup>
49	1,2-Dichloroethane	Purge and Trap, Gas Chromatographic/Mass Spectrometric Method <sup>[14,24]</sup>
50	1,1-Dichloroethylene	Purge and Trap, Gas Chromatographic/Mass Spectrometric Method <sup>[14,24]</sup>
51	cis-1,2-Dichloroethylene	Purge and Trap, Gas Chromatographic/Mass Spectrometric Method <sup>[14,24]</sup>
52	trans-1,2-Dichloroethylene	Purge and Trap, Gas Chromatographic/Mass Spectrometric Method <sup>[14,24]</sup>
53	2,4-Dichlorophenol	Automated Soxhlet Extraction, Gas Chromatographic/Mass Spectrometric Method <sup>[25,31]</sup>
54	1,2-Dichloropropane	Purge and Trap, Gas Chromatographic/Mass Spectrometric Method <sup>[14,24]</sup>
55	1,3-Dichloropropane	Purge and Trap, Gas Chromatographic/Mass Spectrometric Method <sup>[14,24]</sup>
56	1,3-Dichloropropene	Purge and Trap, Gas Chromatographic/Mass Spectrometric Method <sup>[14,24]</sup>

วิภาณ

(นางริกาญจน์ ฉัตรสกุลวิไล)

ผู้อำนวยการกลุ่มมาตรฐานวิธีการวิเคราะห์ทดสอบมลพิษ

57 Dieldrin...

ลำดับที่	สารมลพิษ	วิธีวิเคราะห์
57	Dieldrin	1) Soxhlet Extraction, Gas Chromatographic Method <sup>[10,22]</sup> 2) Automated Soxhlet Extraction, Gas Chromatographic/Mass Spectrometric Method <sup>[25,31]</sup>
58	Diethyl Phthalate	Automated Soxhlet Extraction, Gas Chromatographic/Mass Spectrometric Method <sup>[25,31]</sup>
59	2,4-Dimethylphenol	Automated Soxhlet Extraction, Gas Chromatographic/Mass Spectrometric Method <sup>[25,31]</sup>
60	2,4-Dinitrophenol	Automated Soxhlet Extraction, Gas Chromatographic/Mass Spectrometric Method <sup>[25,31]</sup>
61	2,4-Dinitrotoluene	Automated Soxhlet Extraction, Gas Chromatographic/Mass Spectrometric Method <sup>[25,31]</sup>
62	2,6-Dinitrotoluene	Automated Soxhlet Extraction, Gas Chromatographic/Mass Spectrometric Method <sup>[25,31]</sup>
63	Di-n-Octyl Phthalate	Automated Soxhlet Extraction, Gas Chromatographic/Mass Spectrometric Method <sup>[25,31]</sup>
64	Endosulfan	1) Soxhlet Extraction, Gas Chromatographic Method <sup>[10,22]</sup> 2) Automated Soxhlet Extraction, Gas Chromatographic/Mass Spectrometric Method <sup>[25,31]</sup>
65	Endrin	1) Soxhlet Extraction, Gas Chromatographic Method <sup>[10,22]</sup> 2) Automated Soxhlet Extraction, Gas Chromatographic/Mass Spectrometric Method <sup>[25,31]</sup>
66	Ethylbenzene	Purge and Trap, Gas Chromatographic/Mass Spectrometric Method <sup>[14,24]</sup>
67	Fluoranthene	Automated Soxhlet Extraction, Gas Chromatographic/Mass Spectrometric Method <sup>[25,31]</sup>
68	Fluorene	Automated Soxhlet Extraction, Gas Chromatographic/Mass Spectrometric Method <sup>[25,31]</sup>
69	Heptachlor	1) Soxhlet Extraction, Gas Chromatographic Method <sup>[10,22]</sup> 2) Automated Soxhlet Extraction, Gas Chromatographic/Mass Spectrometric Method <sup>[25,31]</sup>
70	Heptachlor Epoxide	1) Soxhlet Extraction, Gas Chromatographic Method <sup>[10,22]</sup> 2) Automated Soxhlet Extraction, Gas Chromatographic/Mass Spectrometric Method <sup>[25,31]</sup>

ลำดับที่	สารมลพิษ	วิธีวิเคราะห์
71	Hexachlorobenzene	1) Soxhlet Extraction, Gas Chromatographic Method <sup>[10,22]</sup> 2) Automated Soxhlet Extraction, Gas Chromatographic/Mass Spectrometric Method <sup>[25,31]</sup>
72	Hexachloro-1,3-butadiene	Purge and Trap, Gas Chromatographic/Mass Spectrometric Method <sup>[14,24]</sup>
73	n-Hexane	Purge and Trap, Gas Chromatographic/Mass Spectrometric Method <sup>[14,24]</sup>
74	$\alpha$ -HCH	1) Soxhlet Extraction, Gas Chromatographic Method <sup>[10,22]</sup> 2) Automated Soxhlet Extraction, Gas Chromatographic/Mass Spectrometric Method <sup>[25,31]</sup>
75	$\beta$ -HCH	1) Soxhlet Extraction, Gas Chromatographic Method <sup>[10,22]</sup> 2) Automated Soxhlet Extraction, Gas Chromatographic/Mass Spectrometric Method <sup>[25,31]</sup>
76	$\gamma$ -HCH	1) Soxhlet Extraction, Gas Chromatographic Method <sup>[10,22]</sup> 2) Automated Soxhlet Extraction, Gas Chromatographic/Mass Spectrometric Method <sup>[25,31]</sup>
77	Hexachlorocyclopentadiene	Automated Soxhlet Extraction, Gas Chromatographic/Mass Spectrometric Method <sup>[25,31]</sup>
78	Hexachloroethane	Automated Soxhlet Extraction, Gas Chromatographic/Mass Spectrometric Method <sup>[25,31]</sup>
79	Indeno(1,2,3-cd)pyrene	Automated Soxhlet Extraction, Gas Chromatographic/Mass Spectrometric Method <sup>[25,31]</sup>
80	Isophorone	Automated Soxhlet Extraction, Gas Chromatographic/Mass Spectrometric Method <sup>[25,31]</sup>
81	Lead	1) Digestion, Inductively Coupled Plasma Method <sup>[7,15]</sup> 2) Digestion, Inductively Coupled Plasma/Mass Spectrometric Method <sup>[7,16]</sup>
82	Manganese	1) Digestion, Inductively Coupled Plasma Method <sup>[7,15]</sup> 2) Digestion, Inductively Coupled Plasma/Mass Spectrometric Method <sup>[7,16]</sup>
83	Mercury	1) Digestion, Cold-Vapor Atomic Absorption Spectrometric Method <sup>[18]</sup>



(นางริกาญจน์ จิตสุกุลวิไล)

ผู้อำนวยการกลุ่มมาตรฐานวิธีการวิเคราะห์ทดสอบมลพิษ

และหน่วยงานบังคับใช้กฎหมาย

2) Thermal...

ลำดับที่	สารมลพิษ	วิธีวิเคราะห์
84	Methanol	2) Thermal Decomposition, Amalgamation, and Atomic Absorption Spectrophotometry <sup>[19]</sup> 3) Digestion, Cold-Vapor Atomic Fluorescence Spectrometric Method <sup>[20]</sup> Equilibrium Headspace, Gas Chromatographic/Mass Spectrometric Method <sup>[12,24]</sup>
85	Methoxychlor	1) Soxhlet Extraction, Gas Chromatographic Method <sup>[10,22]</sup> 2) Automated Soxhlet Extraction, Gas Chromatographic/Mass Spectrometric Method <sup>[25,31]</sup>
86	Methyl Bromide	Purge and Trap, Gas Chromatographic/Mass Spectrometric Method <sup>[14,24]</sup>
87	Methylene Chloride	Purge and Trap, Gas Chromatographic/Mass Spectrometric Method <sup>[14,24]</sup>
88	2-methylphenol	Automated Soxhlet Extraction, Gas Chromatographic/Mass Spectrometric Method <sup>[25,31]</sup>
89	2-Methylnaphthalene	Automated Soxhlet Extraction, Gas Chromatographic/Mass Spectrometric Method <sup>[25,31]</sup>
90	Methyl tert-Butyl Ether	Purge and Trap, Gas Chromatographic/Mass Spectrometric Method <sup>[14,24]</sup>
91	Naphthalene	Automated Soxhlet Extraction, Gas Chromatographic/Mass Spectrometric Method <sup>[25,31]</sup>
92	Nickel	1) Digestion, Inductively Coupled Plasma Method <sup>[7,15]</sup> 2) Digestion, Inductively Coupled Plasma/Mass Spectrometric Method <sup>[7,16]</sup>
93	Nitrobenzene	Automated Soxhlet Extraction, Gas Chromatographic/Mass Spectrometric Method <sup>[25,31]</sup>
94	N-Nitrosodiphenylamine	Automated Soxhlet Extraction, Gas Chromatographic/Mass Spectrometric Method <sup>[25,31]</sup>
95	N-Nitrosodi-n-propylamine	Automated Soxhlet Extraction, Gas Chromatographic/Mass Spectrometric Method <sup>[25,31]</sup>
96	Polychlorinated biphenyls (PCBs) - Aroclor 1016 - Aroclor 1221 - Aroclor 1232	1) Soxhlet Extraction, Gas Chromatographic Method <sup>[10,23]</sup> 2) Automated Soxhlet Extraction, Gas Chromatographic Method <sup>[23,32]</sup>

วิฑูรย์

(นางริกาญจน์ ฉัตรสกุลวิไล)

- Aroclor 1242...

ลำดับที่	สารมลพิษ	วิธีวิเคราะห์
	<ul style="list-style-type: none"> <li>- Aroclor 1242</li> <li>- Aroclor 1248</li> <li>- Aroclor 1254</li> <li>- Aroclor 1260</li> <li>- 2-Chlorobiphenyl</li> <li>- 2,2',3,5'-Tetrachlorobiphenyl</li> <li>- 2,2',5,5'-Tetrachlorobiphenyl</li> <li>- 2,3',4,4'-Tetrachlorobiphenyl</li> <li>- 2,2',3,4,5'-Pentachlorobiphenyl</li> <li>- 2,2',4,5,5'-Pentachlorobiphenyl</li> <li>- 2,3,3',4',6-Pentachlorobiphenyl</li> <li>- 2,2',3,4,4',5'-Hexachlorobiphenyl</li> <li>- 2,2',3,4,5,5'-Hexachlorobiphenyl</li> <li>- 2,2',3,5,5',6-Hexachlorobiphenyl</li> <li>- 2,2',4,4',5,5'-Hexachlorobiphenyl</li> <li>- 2,2',3,3',4,4',5-Heptachlorobiphenyl</li> <li>- 2,2',3,4,4',5,5'-Heptachlorobiphenyl</li> <li>- 2,2',3,4,4',5',6-Heptachlorobiphenyl</li> <li>- 2,2',3,4',5,5',6-Heptachlorobiphenyl</li> <li>- 2,2',3,3',4,4',5,5',6-Nonachlorobiphenyl</li> </ul>	
97	Pentachlorophenol	Automated Soxhlet Extraction, Gas Chromatographic/Mass Spectrometric Method <sup>[25,31]</sup>
98	Phenanthrene	Automated Soxhlet Extraction, Gas Chromatographic/Mass Spectrometric Method <sup>[25,31]</sup>
99	Phenol	Automated Soxhlet Extraction, Gas Chromatographic/Mass Spectrometric Method <sup>[25,31]</sup>
100	Pyrene	Automated Soxhlet Extraction, Gas Chromatographic/Mass Spectrometric Method <sup>[25,31]</sup>

วิกรม

(นางริกาญจน์ ฉัตรสกุลวิไล)

ผู้อำนวยการกลุ่มมาตรฐานวิธีการวิเคราะห์ทดสอบมลพิษ  
และทะเบียนห้องปฏิบัติการ

101 Selenium...

ลำดับที่	สารมลพิษ	วิธีวิเคราะห์
101	Selenium	1) Digestion, Inductively Coupled Plasma Method <sup>[7,15]</sup> 2) Digestion, Inductively Coupled Plasma/ Mass Spectrometric Method <sup>[7,16]</sup>
102	Silver	1) Digestion, Inductively Coupled Plasma Method <sup>[7,15]</sup> 2) Digestion, Inductively Coupled Plasma/ Mass Spectrometric Method <sup>[7,16]</sup>
103	Styrene	Purge and Trap, Gas Chromatographic/ Mass Spectrometric Method <sup>[14,24]</sup>
104	1,1,2,2-Tetrachloroethane	Purge and Trap, Gas Chromatographic/ Mass Spectrometric Method <sup>[14,24]</sup>
105	Tetrachloroethylene	Purge and Trap, Gas Chromatographic/ Mass Spectrometric Method <sup>[14,24]</sup>
106	Toluene	Purge and Trap, Gas Chromatographic/ Mass Spectrometric Method <sup>[14,24]</sup>
107	Toxaphene	1) Soxhlet Extraction, Gas Chromatographic Method <sup>[10,22]</sup> 2) Automated Soxhlet Extraction, Gas Chromatographic/ Mass Spectrometric Method <sup>[25,31]</sup>
108	TPH (C <sub>5</sub> -C <sub>8</sub> )	Purge and Trap, Gas Chromatographic/ Mass Spectrometric Method <sup>[14,24]</sup>
109	TPH (C <sub>8</sub> - C <sub>16</sub> )	1) Solvent Extraction, Gas Chromatographic Method <sup>[11,21]</sup> 2) Automated Soxhlet Extraction, Gas Chromatographic Method <sup>[21,31]</sup>
110	TPH (C <sub>16</sub> - C <sub>35</sub> )	1) Solvent Extraction, Gas Chromatographic Method <sup>[11,21]</sup> 2) Automated Soxhlet Extraction, Gas Chromatographic Method <sup>[21,31]</sup>
111	1,2,4-Trichlorobenzene	Purge and Trap, Gas Chromatographic/ Mass Spectrometric Method <sup>[14,24]</sup>
112	1,1,1-Trichloroethane	Purge and Trap, Gas Chromatographic/ Mass Spectrometric Method <sup>[14,24]</sup>
113	1,1,2-Trichloroethane	Purge and Trap, Gas Chromatographic/ Mass Spectrometric Method <sup>[14,24]</sup>
114	Trichloroethylene	Purge and Trap, Gas Chromatographic/ Mass Spectrometric Method <sup>[14,24]</sup>
115	2,4,5-Trichlorophenol	Automated Soxhlet Extraction, Gas Chromatographic/ Mass Spectrometric Method <sup>[25,31]</sup>

วิมล

116 2,4,6-Trichlorophenol...


(นางริกาญจน์ ฉัตรสกุลวิไล)

ผู้อำนวยการกลุ่มมาตรฐานวิธีการวิเคราะห์ทดสอบมลพิษ

ลำดับที่	สารมลพิษ	วิธีวิเคราะห์
116	2,4,6-Trichlorophenol	Automated Soxhlet Extraction, Gas Chromatographic/ Mass Spectrometric Method <sup>[25,31]</sup>
117	1,3,5-Trimethylbenzene	Purge and Trap, Gas Chromatographic/ Mass Spectrometric Method <sup>[14,24]</sup>
118	Vanadium	1) Digestion, Inductively Coupled Plasma Method <sup>[7,15]</sup> 2) Digestion, Inductively Coupled Plasma/ Mass Spectrometric Method <sup>[7,16]</sup>
119	Vinyl Acetate	Purge and Trap, Gas Chromatographic/ Mass Spectrometric Method <sup>[14,24]</sup>
120	Vinyl Chloride	Purge and Trap, Gas Chromatographic/ Mass Spectrometric Method <sup>[14,24]</sup>
121	m-Xylene	Purge and Trap, Gas Chromatographic/ Mass Spectrometric Method <sup>[14,24]</sup>
122	o-Xylene	Purge and Trap, Gas Chromatographic/ Mass Spectrometric Method <sup>[14,24]</sup>
123	p-Xylene	Purge and Trap, Gas Chromatographic/ Mass Spectrometric Method <sup>[14,24]</sup>
124	Xylene (Total)	Purge and Trap, Gas Chromatographic/ Mass Spectrometric Method <sup>[14,24]</sup>
125	Zinc	1) Digestion, Inductively Coupled Plasma Method <sup>[7,15]</sup> 2) Digestion, Inductively Coupled Plasma/ Mass Spectrometric Method <sup>[7,16]</sup>

#### เอกสารอ้างอิง

- กระทรวงอุตสาหกรรม. ประกาศกระทรวงอุตสาหกรรม, พ.ศ. 2548. เรื่อง การกำจัดสิ่งปฏิกูลหรือวัสดุที่ไม่ใช้แล้ว.ราชกิจจานุเบกษา. 25 มกราคม 2549. เล่มที่ 123 ตอนพิเศษ 11ง.
- กระทรวงอุตสาหกรรม. ประกาศกระทรวงอุตสาหกรรม, พ.ศ. 2549. เรื่อง กำหนดค่าปริมาณเขม่าควันที่เจือปนในอากาศที่ระบายออกจากปล่องของหม้อน้ำโรงสีข้าวที่ใช้กลบเป็นเชื้อเพลิง.ราชกิจจานุเบกษา. 4 ธันวาคม 2549. เล่มที่ 123 ตอนพิเศษ 125ง.
- สมาคมวิศวกรรมสิ่งแวดล้อมแห่งประเทศไทย. คู่มือวิเคราะห์น้ำเสีย. พิมพ์ครั้งที่ 4. กรุงเทพฯ: เรือนแก้วการพิมพ์, 2547.
- APHA, AWWA, WEF. Standard Methods for the Examination of Water and Wastewater. 23<sup>rd</sup> ed. Washington, DC: APHA, 2017.
- United States Environmental Protection Agency. Standards of Performance for New Stationary Sources. 40 CFR 60. Appendix A, 2019.
- United States Environmental Protection Agency. Test Methods for Evaluation Solid Waste Physical/Chemical Methods. SW-846, 1997.


  
 (นางริกาญจน์ จิตรสกุลวิไล)

ผู้อำนวยการกลุ่มมาตรฐานวิธีการวิเคราะห์ทดสอบมลพิษ

7. United States...

7. United States Environmental Protection Agency. Test Methods for Evaluation Solid Waste Physical/Chemical Methods. Acid Digestion of Sludges and Sediments and Soils. SW-846 Method 3050B, 1996.
8. United States Environmental Protection Agency. Test Methods for Evaluation Solid Waste Physical/Chemical Methods. Alkaline Digestion for Hexavalent Chromium. SW-846 Method 3060A, 1996.
9. United States Environmental Protection Agency. Test Methods for Evaluation Solid Waste Physical/Chemical Methods. Separatory Funnel Liquid-Liquid Extraction. SW-846 Method 3510C, 1996.
10. United States Environmental Protection Agency. Test Methods for Evaluation Solid Waste Physical/Chemical Methods. Soxhlet Extraction. SW-846 Method 3540C, 1996.
11. United States Environmental Protection Agency. Test Methods for Evaluation Solid Waste Physical/Chemical Methods. Microscale Solvent Extraction (MSE). SW-846 Method 3570, 2002.
12. United States Environmental Protection Agency. Test Methods for Evaluation Solid Waste Physical/Chemical Methods. Volatile Organic Compounds (VOCs) in Various Sample Matrices Using Equilibrium Headspace Analysis. SW-846 Method 5021A, 2014.
13. United States Environmental Protection Agency. Test Methods for Evaluation Solid Waste Physical/Chemical Methods. Purge-and-Trap for Aqueous Samples. SW-846 Method 5030B, 1996.
14. United States Environmental Protection Agency. Test Methods for Evaluation Solid Waste Physical/Chemical Methods. Closed-System Purge-and-Trap and Extraction for Volatile Organics in Soil and Waste Samples. SW-846 Method 5035, 1996.
15. United States Environmental Protection Agency. Test Methods for Evaluation Solid Waste Physical/Chemical Methods. Inductively Coupled Plasma- Atomic Emission Spectrometry. SW-846 Method 6010B, 1996.
16. United States Environmental Protection Agency. Test Methods for Evaluation Solid Waste Physical/Chemical Methods. Inductively Coupled Plasma-Mass Spectrometry. SW-846 Method 6020A, 2007.
17. United States Environmental Protection Agency. Test Methods for Evaluation Solid Waste Physical/Chemical Methods. Chromium, Hexavalent (Colorimetric). SW-846 Method 7196A, 1992.
18. United States Environmental Protection Agency. Test Methods for Evaluation Solid Waste Physical/Chemical Methods. Mercury in Solid or Semisolid Waste (Manual Cold-Vapor Technique). SW-846 Method 7471B, 2007.
19. United States Environmental Protection Agency. Test Methods for Evaluation Solid Waste Physical/Chemical Methods. Mercury in Solids and Solutions by Thermal Decomposition, Amalgamation, and Atomic Absorption Spectrophotometry. SW-846 Method 7473, 2007

20. United States...

  
 (นางริกาญจน์ จัตรสกุลวิไล)  
 ผู้อำนวยการกลุ่มมาตรฐานวิชาการวิเคราะห์ทดสอบมลพิษ  
 และทะเบียนห้องปฏิบัติการ

20. United States Environmental Protection Agency. Test Methods for Evaluation Solid Waste Physical/Chemical Methods. Mercury in Sediment and Tissue Sample by Atomic Fluorescence Spectrometry. SW-846 Method 7474, 2007.

21. United States Environmental Protection Agency. Test Methods for Evaluation Solid Waste Physical/Chemical Methods. Nonhalogenated Organics Using GC/FID. SW-846 Method 8015B, 1996.

22. United States Environmental Protection Agency. Test Methods for Evaluation Solid Waste Physical/Chemical Methods. Organochlorine Pesticides by Gas Chromatography. SW-846 Method 8081B, 2007.

23. United States Environmental Protection Agency. Test Methods for Evaluation Solid Waste Physical/Chemical Methods. Polychlorinated Biphenyls (PCBs) by Gas Chromatography. SW-846 Method 8082, 1996.

24. United States Environmental Protection Agency. Test Methods for Evaluation Solid Waste Physical/Chemical Methods. Volatile Organic Compounds by Gas Chromatography/Mass Spectrometry (GC/MS). SW-846 Method 8260D, 2018.

25. United States Environmental Protection Agency. Test Methods for Evaluation Solid Waste Physical/Chemical Methods. Semivolatile Organic Compounds by Gas Chromatography/Mass Spectrometry (GC/MS). SW-846 Method 8270E, 2018.

26. United States Environmental Protection Agency. Test Methods for Evaluation Solid Waste Physical/Chemical Methods. Total and Amenable Cyanide: Distillation SW-846 Method 9010B, 1996.

27. United States Environmental Protection Agency. Test Methods for Evaluation Solid Waste Physical/Chemical Methods. Cyanide Extraction Procedure for Solids and Oil. SW-846 Method 9013A, 1996.

28. United States Environmental Protection Agency. Test Methods for Evaluation Solid Waste Physical/Chemical Methods. Cyanide in Waters and Extracts Using Titrimetric and Manual Spectrophotometric Procedures. SW-846 Method 9014, 2014.

29. United States Environmental Protection Agency. Test Methods for Evaluation Solid Waste Physical/Chemical Methods. pH Electrometric Measurement. SW-846 Method 9040C, 2004.

30. United States Environmental Protection Agency. Test Methods for Evaluation Solid Waste Physical/Chemical Methods. Soil and Waste pH. SW-846 Method 9045D, 2004.

31. United States Environmental Protection Agency. Test Methods for Evaluation Solid Waste Physical/Chemical Methods. Automated Soxhlet Extraction. SW-846 Method 3541, 1994.



(นางริกาญจน์ ฉัตรสกุลไธ)

ผู้อำนวยการกลุ่มมาตรฐานวิธีการวิเคราะห์ทดสอบมลพิษ  
และทะเบียนห้องปฏิบัติการ



ที่ อก ๐๓๑๐(๓)/ ๖๔๗๐

กรมโรงงานอุตสาหกรรม  
ถนนพระรามที่ ๖ แขวงทุ่งพญาไท  
เขตราชเทวี กรุงเทพฯ ๑๐๔๐๐

๒๘ มิถุนายน ๒๕๖๕

เรื่อง ขันทะเบียนห้องปฏิบัติการวิเคราะห์เอกชน

เรียน กรรมการผู้จัดการ บริษัท เอแอลเอส แลборาทอรี กรุ๊ป (ประเทศไทย) จำกัด

อ้างถึง คำขอขึ้นทะเบียน/ต่ออายุ/เปลี่ยนแปลงบุคลากร และชนิดสารมลพิษของห้องปฏิบัติการวิเคราะห์เอกชน  
ลงวันที่ ๒๙ เมษายน ๒๕๖๔

สิ่งที่ส่งมาด้วย เอกสารแนบท้ายหนังสือรับขึ้นทะเบียนห้องปฏิบัติการวิเคราะห์เอกชน

บริษัท เอแอลเอส แลборาทอรี กรุ๊ป (ประเทศไทย) จำกัด จำนวน ๒ แผ่น

ตามหนังสือที่อ้างถึง บริษัท เอแอลเอส แลборาทอรี กรุ๊ป (ประเทศไทย) จำกัด ขอขึ้นทะเบียน  
ห้องปฏิบัติการวิเคราะห์เอกชน พร้อมรายชื่อผู้ควบคุมดูแลห้องปฏิบัติการวิเคราะห์ เจ้าหน้าที่ประจำ  
ห้องปฏิบัติการวิเคราะห์ และรายการสารมลพิษที่จะทำการวิเคราะห์ ต่อกรมโรงงานอุตสาหกรรม นั้น

กรมโรงงานอุตสาหกรรมพิจารณาแล้ว ให้บริษัท เอแอลเอส แลборาทอรี กรุ๊ป  
(ประเทศไทย) จำกัด ขึ้นทะเบียนห้องปฏิบัติการวิเคราะห์เอกชน มีเลขทะเบียน ว-๓๒๓ สถานที่ตั้งเลขที่  
๖๑๖/๑๐ หมู่ที่ ๕ ตำบลแม่น้ำคู้ อำเภอลวกแดง จังหวัดระยอง โดยมีองค์ประกอบดังนี้

ก. ผู้ควบคุมดูแลห้องปฏิบัติการวิเคราะห์

- |                          |               |              |
|--------------------------|---------------|--------------|
| ๑) นายเดช ช้างชน         | ทะเบียนเลขที่ | ว-๓๒๓-ค-๙๔๔๒ |
| ๒) นางวิลาวัลย์ บริรักษ์ | ทะเบียนเลขที่ | ว-๓๒๓-ค-๙๔๔๓ |
| ๓) นายสุพจน์ สลามเต๊ะ    | ทะเบียนเลขที่ | ว-๓๒๓-ค-๙๔๔๔ |

ข. เจ้าหน้าที่ประจำห้องปฏิบัติการวิเคราะห์

- |                                 |               |              |
|---------------------------------|---------------|--------------|
| ๑) นางสาวนฤมล บรรจงกิจ          | ทะเบียนเลขที่ | ว-๓๒๓-จ-๙๔๔๕ |
| ๒) นางพจนา สีดา                 | ทะเบียนเลขที่ | ว-๓๒๓-จ-๙๔๔๖ |
| ๓) นางสาวธนิดา กุลสุริวงศ์      | ทะเบียนเลขที่ | ว-๓๒๓-จ-๙๔๔๗ |
| ๔) นายพิทยา ทองแดง              | ทะเบียนเลขที่ | ว-๓๒๓-จ-๙๔๔๘ |
| ๕) นางชลธิชา สุนงข              | ทะเบียนเลขที่ | ว-๓๒๓-จ-๙๔๔๙ |
| ๖) ว่าที่ ร.ต.รณชัย ม่วงมา      | ทะเบียนเลขที่ | ว-๓๒๓-จ-๙๔๕๐ |
| ๗) นายวรารุณ ทัพพา              | ทะเบียนเลขที่ | ว-๓๒๓-จ-๙๔๕๑ |
| ๘) นายศักดิ์รินทร์ จรัสกาย      | ทะเบียนเลขที่ | ว-๓๒๓-จ-๙๔๕๒ |
| ๙) นายสุรศักดิ์ สาชิน           | ทะเบียนเลขที่ | ว-๓๒๓-จ-๙๔๕๓ |
| ๑๐) นางสาวเพชรคุณ ภาภูตานนท์    | ทะเบียนเลขที่ | ว-๓๒๓-จ-๙๔๕๔ |
| ๑๑) นายสถาพร ถาแก้ว             | ทะเบียนเลขที่ | ว-๓๒๓-จ-๙๔๕๕ |
| ๑๒) นายสุทธิดำรงค์ โชคปิตินันท์ | ทะเบียนเลขที่ | ว-๓๒๓-จ-๙๔๕๖ |

๑๓) นายวัลลภ หันไชยเนาว์	ทะเบียนเลขที่	ว-๓๒๓-จ-๙๔๕๗
๑๔) นางสาววนาลี เจริญตระกูล	ทะเบียนเลขที่	ว-๓๒๓-จ-๙๔๕๘
๑๕) นางสาวนิตา ผดุงจิตต์	ทะเบียนเลขที่	ว-๓๒๓-จ-๙๔๕๙
๑๖) นายธนะสิทธิ์ วงศ์ไชย	ทะเบียนเลขที่	ว-๓๒๓-จ-๙๔๖๐
๑๗) นายชัยนุสรณ์ เลิศนันทกุลชัย	ทะเบียนเลขที่	ว-๓๒๓-จ-๙๔๖๑
๑๘) นายสัจจา เพ็ชรแสง	ทะเบียนเลขที่	ว-๓๒๓-จ-๙๔๖๒
๑๙) นายกันตภณ มณีสัมพันธ์	ทะเบียนเลขที่	ว-๓๒๓-จ-๙๔๖๓
๒๐) นางสาวจันทนีย์ โกเมนชนะ	ทะเบียนเลขที่	ว-๓๒๓-จ-๙๔๖๔
๒๑) นายธารินทร์ อ็อกจินดา	ทะเบียนเลขที่	ว-๓๒๓-จ-๙๔๖๕
๒๒) นายศุภณัฐ พิสัยพันธ์	ทะเบียนเลขที่	ว-๓๒๓-จ-๙๔๖๖
๒๓) นายศุภชัย วงศ์สุริย์ฉาย	ทะเบียนเลขที่	ว-๓๒๓-จ-๙๔๖๗
๒๔) นายปฐมพงศ์ กรสวัสดิ์	ทะเบียนเลขที่	ว-๓๒๓-จ-๙๔๖๘
๒๕) นายไสว ตันโพธิ์	ทะเบียนเลขที่	ว-๓๒๓-จ-๙๔๖๙
๒๖) นางสาวกิตติยา สัญญาอริยาภรณ์	ทะเบียนเลขที่	ว-๓๒๓-จ-๙๔๗๐
๒๗) นางสาวเจษฎาพร ศรีบุญเรือง	ทะเบียนเลขที่	ว-๓๒๓-จ-๙๔๗๑
๒๘) นางสาวมธุรินทร์ สิงห์เงา	ทะเบียนเลขที่	ว-๓๒๓-จ-๙๔๗๒
๒๙) นางสาวธิดารัตน์ ศิริมั่งคะโร	ทะเบียนเลขที่	ว-๓๒๓-จ-๙๔๗๓
๓๐) นายพิพัฒน์ นิภัทร์เศรษฐ์	ทะเบียนเลขที่	ว-๓๒๓-จ-๙๔๗๔
๓๑) นายศิริวิทย์ เรืองสม	ทะเบียนเลขที่	ว-๓๒๓-จ-๙๔๗๕
๓๒) นายปารามศ สัตยาคุณ	ทะเบียนเลขที่	ว-๓๒๓-จ-๙๔๗๖
๓๓) นายนฤนาท ธรรมสโร	ทะเบียนเลขที่	ว-๓๒๓-จ-๙๔๗๗
๓๔) นางสาวศุภรัตน์ โสจันทร์	ทะเบียนเลขที่	ว-๓๒๓-จ-๙๔๗๘
๓๕) นายพชรกร อินทรเสนา	ทะเบียนเลขที่	ว-๓๒๓-จ-๙๔๗๙
๓๖) นายทิวากร เชื้อมาก	ทะเบียนเลขที่	ว-๓๒๓-จ-๙๔๘๐
๓๗) นายอนุรักษ์ ทองขจรศักดิ์	ทะเบียนเลขที่	ว-๓๒๓-จ-๙๔๘๑
๓๘) นายอภิชาติ วิลาศ	ทะเบียนเลขที่	ว-๓๒๓-จ-๙๔๘๒
๓๙) นายจรัสระวี ศรีรักษา	ทะเบียนเลขที่	ว-๓๒๓-จ-๙๔๘๓
๔๐) นายประสานมิตร เชื้อนเพชร	ทะเบียนเลขที่	ว-๓๒๓-จ-๙๔๘๔
๔๑) นายภาณุวัฒน์ วังบง	ทะเบียนเลขที่	ว-๓๒๓-จ-๙๔๘๕
๔๒) นายสันติ ชัยชนะ	ทะเบียนเลขที่	ว-๓๒๓-จ-๙๔๘๖
๔๓) นายสิทธิชัย แก้วเกตุ	ทะเบียนเลขที่	ว-๓๒๓-จ-๙๔๘๗
๔๔) นายทินกร กุลชาติ	ทะเบียนเลขที่	ว-๓๒๓-จ-๙๔๘๘

ค. ขอบข่ายสารมลพิษที่ได้รับขึ้นทะเบียนให้วิเคราะห์ในน้ำเสีย จำนวน ๑๔ รายการ  
 อากาศเสีย (ปล่องระบาย) จำนวน ๗ รายการ และน้ำใต้ดิน จำนวน ๓ รายการ รวมทั้งสิ้นจำนวน ๒๔ รายการ  
 ตามสิ่งที่ส่งมาด้วย

หนังสือฉบับนี้มีอายุ ๓ ปี นับจากวันที่กรมโรงงานอุตสาหกรรมออกหนังสือ หากประสงค์จะต่ออายุหนังสือรับขึ้นทะเบียนห้องปฏิบัติการวิเคราะห์เอกชน ให้ยื่นคำขอต่ออายุพร้อมเอกสารประกอบคำขอต่อกรมโรงงานอุตสาหกรรมภายใน ๓๐ วัน ก่อนวันสิ้นอายุของหนังสือรับขึ้นทะเบียนห้องปฏิบัติการวิเคราะห์เอกชน ซึ่งคำขอต่ออายุดังกล่าวขอรับได้ที่กรมโรงงานอุตสาหกรรม

จึงเรียนมาเพื่อทราบ

ขอแสดงความนับถือ



(นางจินดา เตชะศรีนทร์)

ผู้อำนวยการกองวิจัยและเตือนภัยมลพิษโรงงาน  
ปฏิบัติราชการแทนอธิบดีกรมโรงงานอุตสาหกรรม

๒๘ มิ.ย. ๒๕๖๔

กองวิจัยและเตือนภัยมลพิษโรงงาน

ศูนย์วิจัยและเตือนภัยมลพิษโรงงานภาคตะวันออก

โทร. ๐ ๓๘๐๕ ๗๒๖๑-๓

ไปรษณีย์อิเล็กทรอนิกส์ [eirw@diw.mail.go.th](mailto:eirw@diw.mail.go.th)

เอกสารแนบท้ายหนังสือรับขึ้นทะเบียนห้องปฏิบัติการวิเคราะห์เอกชน

บริษัท เอแอลเอส แลบบอราทอรี กรุ๊ป (ประเทศไทย) จำกัด เลขทะเบียน ว-๓๒๓

ที่ ออก ๐๓๑๐(๓)/

๖๔๗๐

ลงวันที่

๒๘

มิถุนายน

๒๕๖๔

ขอขยาสารมลพิษที่ได้รับขึ้นทะเบียนจากกรมโรงงานอุตสาหกรรม จำนวน ๒๔ รายการ  
น้ำเสีย จำนวน 14 รายการ

ลำดับที่	สารมลพิษ	วิธีวิเคราะห์
1	Biochemical Oxygen Demand	1) 5-Day BOD Test, Membrane Electrode Method <sup>[2]</sup> 2) 5-Day BOD Test, Azide Modification Method <sup>[2]</sup>
2	Chemical Oxygen Demand	1) Open Reflux, Titrimetric Method <sup>[2]</sup> 2) Closed Reflux, Colorimetric Method <sup>[2]</sup> 3) Closed Reflux, Titrimetric Method <sup>[2]</sup>
3	Color	ADMI Weighted – Ordinate Spectrophotometric Method <sup>[2]</sup>
4	Cyanide	Distillation, Colorimetric Method <sup>[2]</sup>
5	Formaldehyde	Distillation, Colorimetric Method <sup>[1]</sup>
6	Free Chlorine	DPD-Ferrous Titrimetric Method <sup>[2]</sup>
7	Oil and Grease	Liquid-Liquid Partition-Gravimetric Method <sup>[2]</sup>
8	pH	Electrometric Method <sup>[2]</sup>
9	Phenols	1) Distillation, Chloroform Extraction Method <sup>[2]</sup> 2) Distillation, Direct Photometric Method <sup>[2]</sup>
10	Sulfide	ZnS Precipitation, Iodometric Method <sup>[2]</sup>
11	Temperature	Laboratory and Field Method <sup>[2]</sup>
12	Total Dissolved Solids	Dried at 180 °C <sup>[2]</sup>
13	Total Kjeldahl Nitrogen	Semi-Micro Kjeldahl Method <sup>[2]</sup>
14	Total Suspended Solids	Dried at 103-105 °C <sup>[2]</sup>

อากาศเสีย (ปล่อยระบาย) จำนวน 7 รายการ

ลำดับที่	สารมลพิษ	วิธีวิเคราะห์
1	Carbon Monoxide	1) Sampling Bag, Non-Dispersive Infrared Method <sup>[5]</sup> 2) Instrumental Analyzer Method <sup>[8]</sup>
2	Hydrogen Sulfide	Absorption Sampling, Iodometric Method <sup>[5]</sup>
3	Opacity	Ringelmann's Method <sup>[3,4]</sup>
4	Oxide of Nitrogen	1) Absorption Sampling, Phenoldisulfonic Acid Method <sup>[6]</sup> 2) Instrumental Analyzer Method <sup>[9]</sup>
5	Sulfur Dioxide	1) Absorption Sampling, Barium-Thorin Titrimetric Method <sup>[5]</sup> 2) Instrumental Analyzer Method <sup>[10]</sup>

วิภา สัมฤทธิ์ผล

(นางสาววิชุดา สัมฤทธิ์ผล)

ผู้อำนวยการ

ศูนย์วิจัยและเตือนภัยมลพิษโรงงานภาคตะวันออก

Sulfuric Acid...

ลำดับที่	สารมลพิษ	วิธีวิเคราะห์
6	Sulfuric Acid	Isokinetic Sampling, Barium – Thorin Titrimetric Method <sup>[6]</sup>
7	Total Suspended Particulate	Isokinetic Sampling, Gravimetric Method <sup>[7]</sup>

น้ำใต้ดิน จำนวน 3 รายการ

ลำดับที่	สารมลพิษ	วิธีวิเคราะห์
1	Cyanide	Distillation, Colorimetric Method <sup>[2]</sup>
2	pH	Electrometric Method <sup>[2]</sup>
3	Phenols	Distillation, Direct Photometric Method <sup>[2]</sup>

เอกสารอ้างอิง

1. ธงชัย พรณสวัสดิ์ และวิบูลย์ลักษณ์ วิสุมธิดักดิ์, บรรณาธิการ. (2547) คู่มือวิเคราะห์น้ำเสีย. พิมพ์ครั้งที่ 4. กรุงเทพฯ: สมาคมวิศวกรรมสิ่งแวดล้อมแห่งประเทศไทย.

2. APHA, AWWA, WEF. Standard Methods for the Examination of Water and Wastewater. 23<sup>rd</sup> ed. Washington, DC : APHA, 2017

3. กระทรวงอุตสาหกรรม. ประกาศกระทรวงอุตสาหกรรม, พ.ศ. 2549. เรื่อง กำหนดค่าปริมาณเขม่าควันที่เจือปนในอากาศที่ระบายออกจากปล่องของหม้อน้ำโรงสีข้าวที่ใช้เกลบเป็นเชื้อเพลิง.

ราชกิจจานุเบกษา. 4 ธันวาคม 2549. เล่มที่ 123 ตอนพิเศษ 125ง.

4. กระทรวงอุตสาหกรรม. ประกาศกระทรวงอุตสาหกรรม, พ.ศ. 2549. เรื่อง กำหนดค่าปริมาณเขม่าควันที่เจือปนในอากาศที่ระบายออกจากปล่องของของหม้อน้ำของโรงงาน.

ราชกิจจานุเบกษา. 4 ธันวาคม 2549. เล่มที่ 123 ตอนพิเศษ 125ง.

5. United States Environmental Protection. Standards of Performance for New Stationary Sources. 40 CFR 60. Appendix A, 2017.

6. United States Environmental Protection. Standards of Performance for New Stationary Sources. 40 CFR 60. Appendix A, 2019.

7. United States Environmental Protection. Standards of Performance for New Stationary Sources. 40 CFR 60. Appendix A, 2020.

8. United States Environmental Protection Agency. Determination of Carbon Monoxide Emissions from Stationary Sources; Instrumental Analyzer Procedure. 40 CFR 60. Appendix A Method 10, 2017.

9. United States Environmental Protection Agency. Determination of Oxide of Nitrogen Emissions from Stationary Sources; Instrumental Analyzer Procedure. 40 CFR 60. Appendix A Method 7E, 2019.

10. United States Environmental Protection Agency. Determination of Sulfur Dioxide Emissions from Stationary Sources; Instrumental Analyzer Procedure. 40 CFR 60. Appendix A Method 6C, 2017.

*วิภา สัมฤทธิ์ผล*

(นางสาววิชุดา สัมฤทธิ์ผล)

ผู้อำนวยการ

ศูนย์วิจัยและเตือนภัยมลพิษโรงงานภาคตะวันออก